

PATTERNBOOK

INT. BAYERISCHE MEISTERSCHAFTEN

6.-11. Juni

Bavarian Golden Series 2. Qualifikation
NRHA (USA) -Show
VWB Kat I-Show, 4-fach AQHA-Show

Hufschmied Christian Milbli, mobil: 0179 510 96 74
Aktuelle Show-Infos unter westernreiten-online.de

NEXT SHOW

2.-7. Juli - BAVARIAN SUMMER SHOW

Finale Bavarian Golden Series
NRHA (USA) -Show
VWB Kat I-Show, 4-fach AQHA-Show

AMERICAN
QUARTER
HORSE
ASSOCIATION

NRHA



Patternübersicht

Reining

8347	VWB	Novice Jugend Reining	VWB-Pattern	6
8348	VWB	Jugend Reining	VWB-Pattern	5
9340	VWB	Einsteiger Reining	VWB-Pattern	8
7340	VWB	Amateur Reining	VWB-Pattern	6
6340	VWB	Offen Reining	VWB-Pattern	11
5055	VWB	Bavarian Golden Series Reining	VWB-Pattern	8
1341	AQHA 1/2	Open Junior Reining	AQHA-Pattern	6
1342	AQHA 1/2	Open Senior Reining	AQHA-Pattern	2
1347	AQHA 1/2	Open Green Reining	AQHA-Pattern	13
2340	AQHA 1/2	Amateur Reining	AQHA-Pattern	8
3340	AQHA 1/2	Novice Amateur Reining	AQHA-Pattern	4
4340	AQHA 1/2	Youth Reining	AQHA-Pattern	6
1341	AQHA 3/4	Open Junior Reining	AQHA-Pattern	3
1342	AQHA 3/4	Open Senior Reining	AQHA-Pattern	7
1347	AQHA 3/4	Open Green Reining	AQHA-Pattern	4
2340	AQHA 3/4	Amateur Reining	AQHA-Pattern	2
3340	AQHA 3/4	Novice Amateur Reining	AQHA-Pattern	6
4340	AQHA 3/4	Youth Reining	AQHA-Pattern	8
1100	NRHA	Open Morrison Trophy	NRHA-Pattern	1
1200	NRHA	Open Intermediate	NRHA-Pattern	11
1700	NRHA	Open Novice Horse	NRHA-Pattern	2
1400	NRHA	Non Pro Morrison Trophy	NRHA-Pattern	12
1500	NRHA	Non Pro Intermediate	NRHA-Pattern	8
1600	NRHA	Non Pro Limited	NRHA-Pattern	13
3100	NRHA	Youth 14-18	NRHA-Pattern	6
3200	NRHA	Youth 0-13	NRHA-Pattern	5

Western Riding

6360	VWB	Offen Western Riding	VWB-Pattern	2
7360	VWB	Amateur Western Riding	VWB-Pattern	4
1360	AQHA 1/2	Open Western Riding	AQHA-Pattern	3
1363	AQHA 1/2	Green Western Riding	Green-Pattern	1
2360	AQHA 1/2	Amateur Western Riding	AQHA-Pattern	1
1360	AQHA 3/4	Open Western Riding	AQHA-Pattern	4
1363	AQHA 3/4	Green Western Riding	Green-Pattern	4
2360	AQHA 3/4	Amateur Western Riding	AQHA-Pattern	2

Ranch Riding

6430	VWB	Offen Ranch Riding	AQHA-Pattern	5
7430	VWB	Amateur Ranch Riding	AQHA-Pattern	4
9430	VWB	Einsteiger Ranch Riding	AQHA-Pattern	3
8430	VWB	Jugend Ranch Riding	AQHA-Pattern	6
1430	AQHA 1/2	Open Ranch Riding	AQHA-Pattern	13
2430	AQHA 1/2	Amateur Ranch Riding	AQHA-Pattern	7
1430	AQHA 3/4	Open Ranch Riding	AQHA-Pattern	8
2430	AQHA 3/4	Amateur Ranch Riding	AQHA-Pattern	1
5054	VWB	Bavarian Golden Series Ranch Riding	Seite	28

Patternübersicht

Western Combination

VWB	alle Western Combination	VWB-Pattern	1
-----	--------------------------	-------------	---

Jungpferde

6840	VWB	Jungpferde-Reining	VWB-Pattern	1
6880	VWB	Jungpferde-Trail	VWB-Pattern	1
6890	VWB	Jungpferde-Basis	VWB-Pattern	1

Trail

1381	AQHA 1/2	Open Junior Trail	Seite	6
1382	AQHA 1/2	Open Senior Trail	Seite	6
1383	AQHA 1/2	Green Trail	Seite	9
2380	AQHA 1/2	Amateur Trail	Seite	8
3380	AQHA 1/2	Novice Amateur Trail	Seite	7
4380	AQHA 1/2	Youth Trail	Seite	10
5380	AQHA 1/2	Rookie Trail	Seite	7
1381	AQHA 3/4	Open Junior Trail	Seite	13
1382	AQHA 3/4	Open Senior Trail	Seite	15
1383	AQHA 3/4	Green Trail	Seite	11
2380	AQHA 3/4	Amateur Trail	Seite	14
3380	AQHA 3/4	Novice Amateur Trail	Seite	14
4380	AQHA 3/4	Youth Trail	Seite	13
5380	AQHA 3/4	Rookie Trail	Seite	12
6380	VWB	Offen Trail	Seite	8
6390	VWB	Offen Ranch Trail	Seite	9
6395	VWB	In-Hand Trail	Seite	16
7380	VWB	Amateur Trail	Seite	11
9380	VWB	Einsteiger Trail	Seite	12
8387	VWB	Novice Jugend	Seite	14
8388	VWB	Jugend	Seite	15
5057	VWB	Rising Star	Seite	10
5050	VWB	Bavarian Golden Series Trail	Seite	13
5056	VWB	Bavarian Limited Series Trail	Seite	12

Showmanship

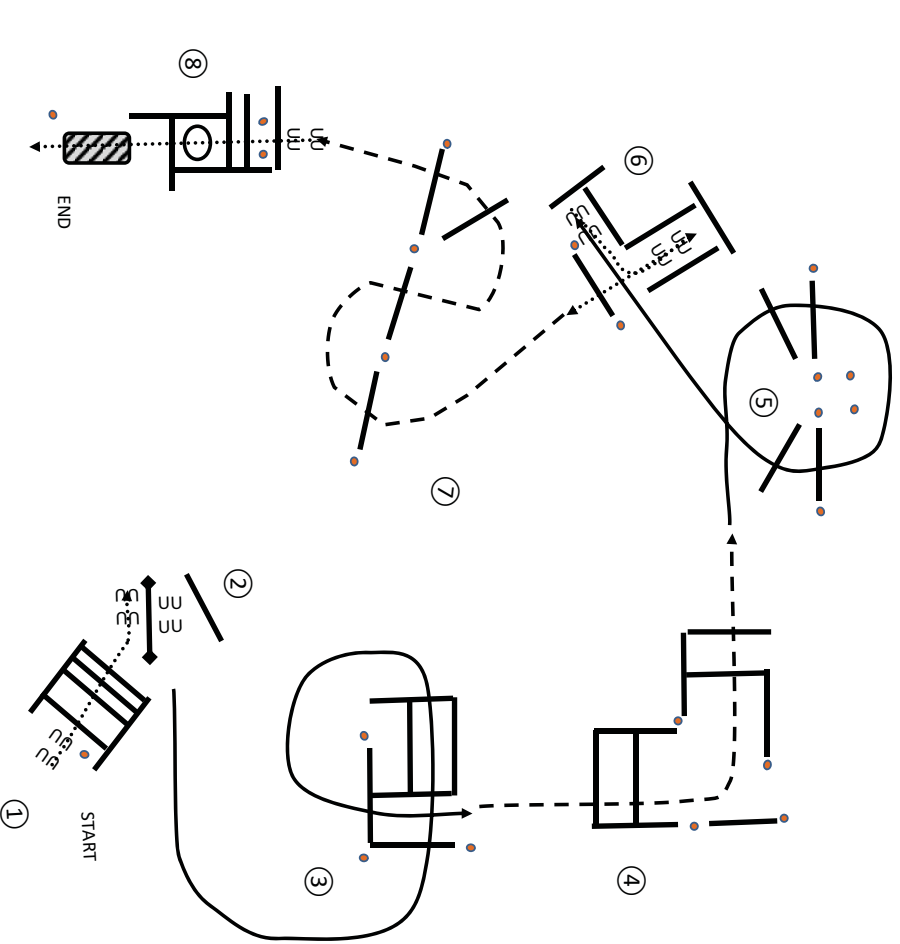
	VWB	alle Showmanship VWB	Seite	16 - 18
	AQHA 1/2	alle Showmanship AQHA 1/2	Seite	18 / 19
	AQHA 3/4	alle Showmanship AQHA 3/4	Seite	19 / 20
5052	VWB	Bavarian Golden Series Showmanship	Seite	27

Horsemanship

	VWB	alle Horsemanship VWB	Seite	20 / 21
	AQHA 1/2	alle Horsemanship AQHA 1/2	Seite	22 / 23
	AQHA 3/4	alle Horsemanship AQHA 3/4	Seite	23 / 24
5053	VWB	Bavarian Golden Series Horsemanship	Seite	26

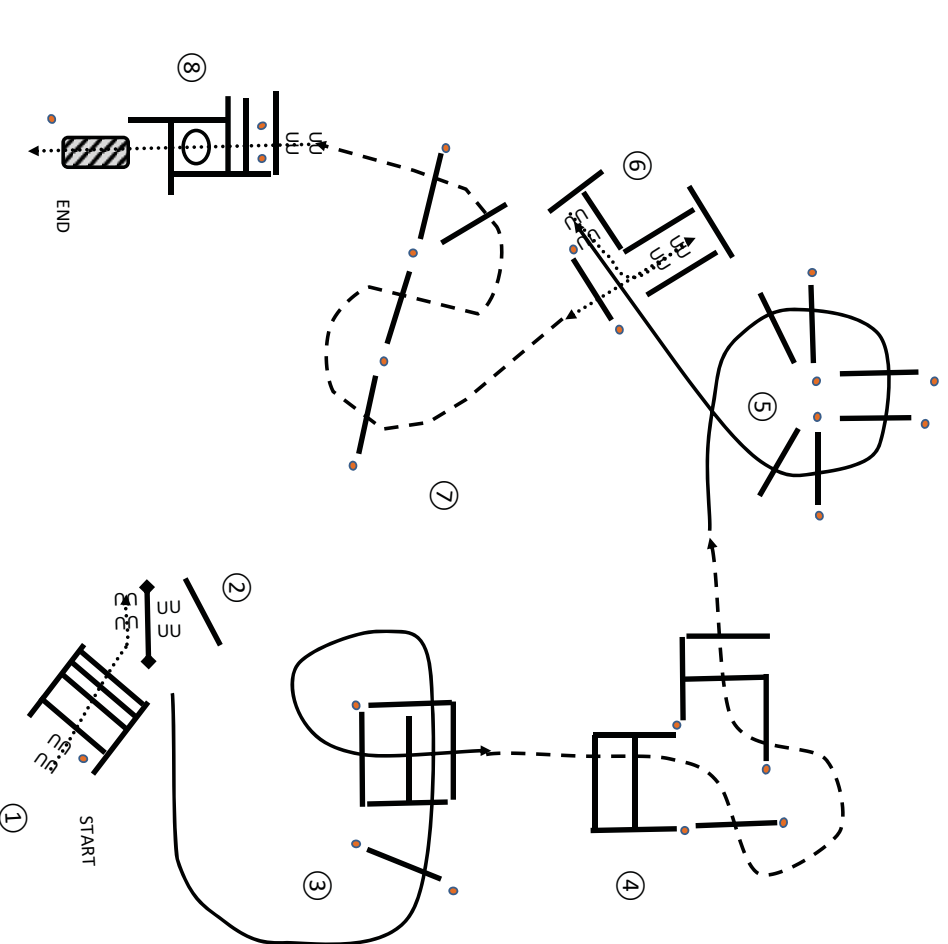
Hunt Seat Equitation

	AQHA 1/2	alle Hunt Seat Equitation AQHA 1/2	Seite	29
	AQHA 3/4	alle Hunt Seat Equitation AQHA 3/4	Seite	30



- 1 WALK OVERS TO GATE STOP
- 2 RH OPEN GATE RIDE THRU CLOSE
- 3 LL LOPE OVERS
- 4 JOG OVERS
- 5 RL LOPE OVERS
- 6 LOPE INTO CHUTE STOP-BACK L INTO CHUTE-WALK OVER
- 7 JOG SERPENTINE
- 8 STOP OR BREAK TO A WALK-WALK OVERS-360 EITHER WAY WALK OVER-BRIDGE-END OF PATTERN

ANNBENNISDESIGN COPYRIGHT 2019 ALL RIGHTS RESERVED

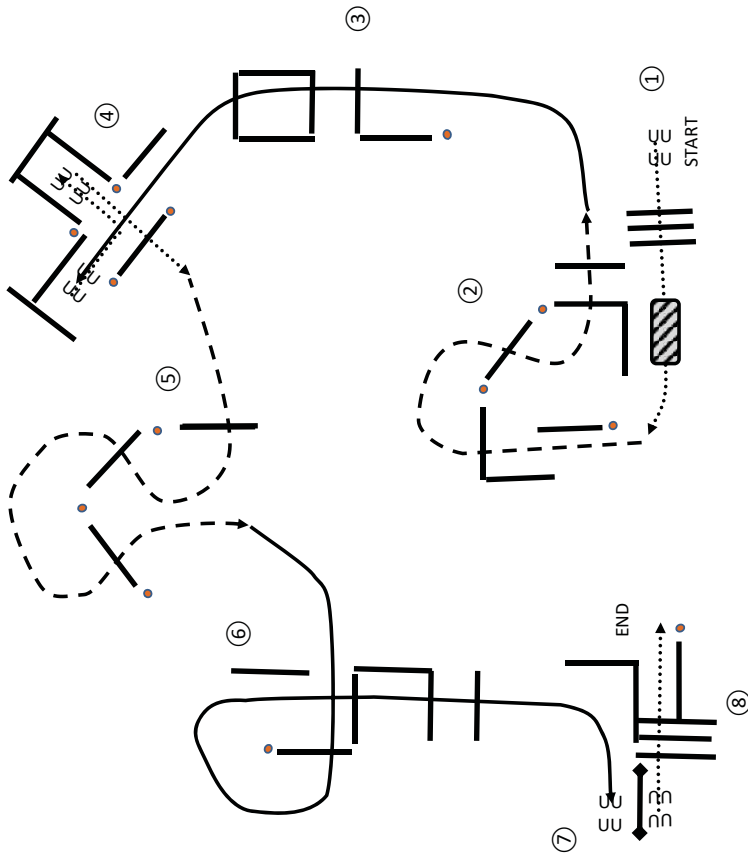


- 1 WALK OVERS TO GATE STOP
- 2 RH OPEN GATE RIDE THRU CLOSE
- 3 LL LOPE OVERS
- 4 JOG OVERS
- 5 RL LOPE OVERS
- 6 LOPE INTO CHUTE STOP-BACK L INTO CHUTE-WALK OVER
- 7 JOG SERPENTINE
- 8 STOP OR BREAK TO A WALK-WALK OVERS-360 EITHER WAY WALK OVER-BRIDGE-END OF PATTERN

ANNBENNISDESIGN COPYRIGHT 2019 ALL RIGHTS RESERVED

Freitag/Friday June 7 2019

3380 AQHA NOVICE AMATEUR TRAIL

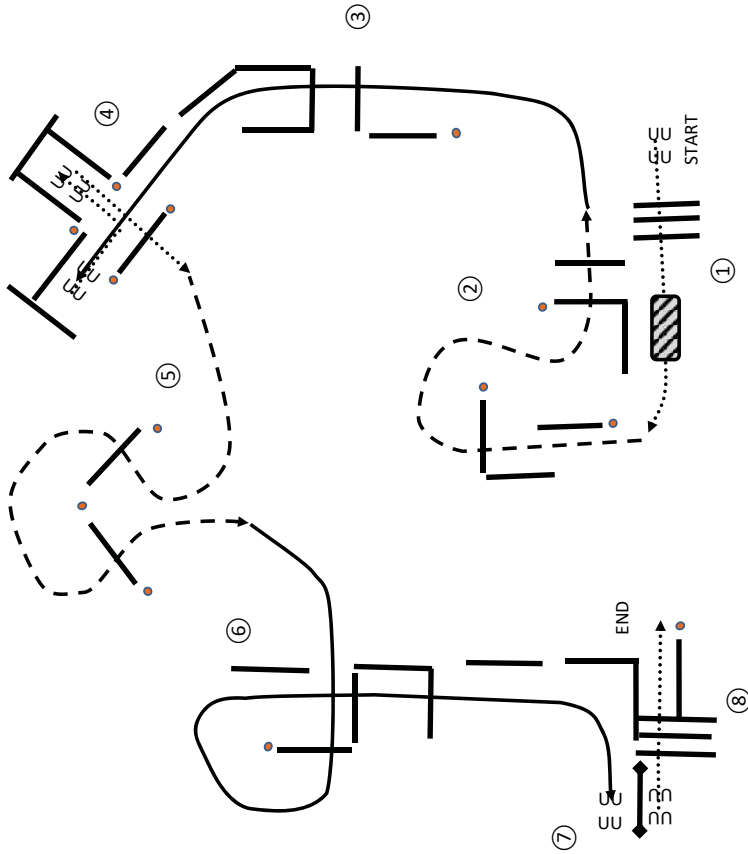


- 1 Walk overs-bridge
- 2 Jog thru chute-jog serpentine
- 3 LL Lope overs
- 4 Lope into chute-stop-back L into chute-walk over
- 5 Jog overs
- 6 RL Lope overs to gate
- 7 Stop at gate-LH open gate ride thru close
- 8 Walk overs-360 either way-Walk over-End

ANNDENNISDESIGN COPYRIGHT 2019
ALL RIGHTS RESERVED

Freitag/Friday June 7 2019

5380 AQHA ROOKIE TRAIL

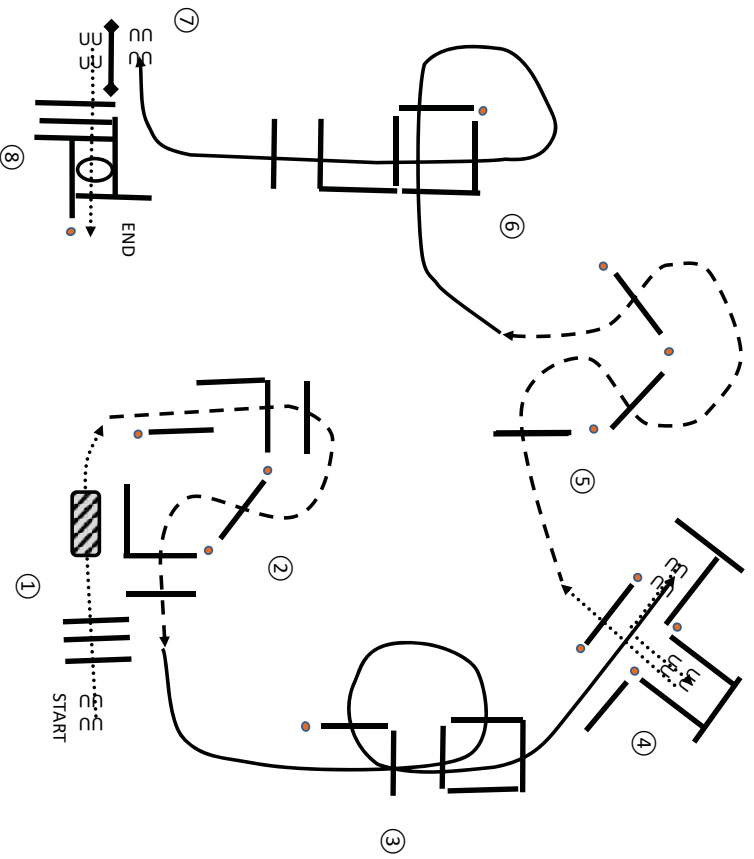


- 1 Walk overs-bridge
- 2 Jog thru chute-jog serpentine
- 3 LL Lope overs
- 4 Lope into chute-stop-back L into chute-walk over
- 5 Jog overs
- 6 RL Lope overs to gate
- 7 Stop at gate-LH open gate ride thru close
- 8 Walk overs-360 either way-Walk over-End

ANNDENNISDESIGN COPYRIGHT 2019
ALL RIGHTS RESERVED

Freitag/Friday June 7 2019

2380 AQHA AMATEUR TRAIL

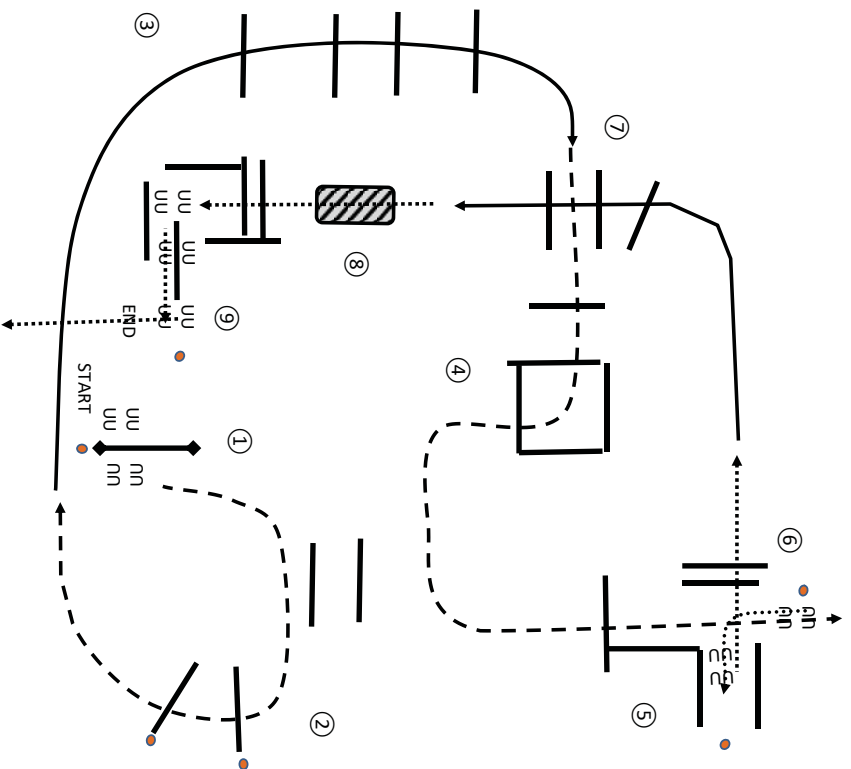


- 1 Walk overs-bridge
- 2 Jog thru chute-jog serpentine
- 3 LL Lope overs
- 4 Lope into chute-stop-back L into chute-walk over
- 5 Jog overs
- 6 RL Lope overs to gate
- 7 Stop at gate-LH open gate ride thru close
- 8 Walk overs-360 either way-Walk over-End

ANNDENNISDESIGN COPYRIGHT 2019
ALL RIGHTS RESERVED

SAMSTAG/SATURDAY JUNE 8

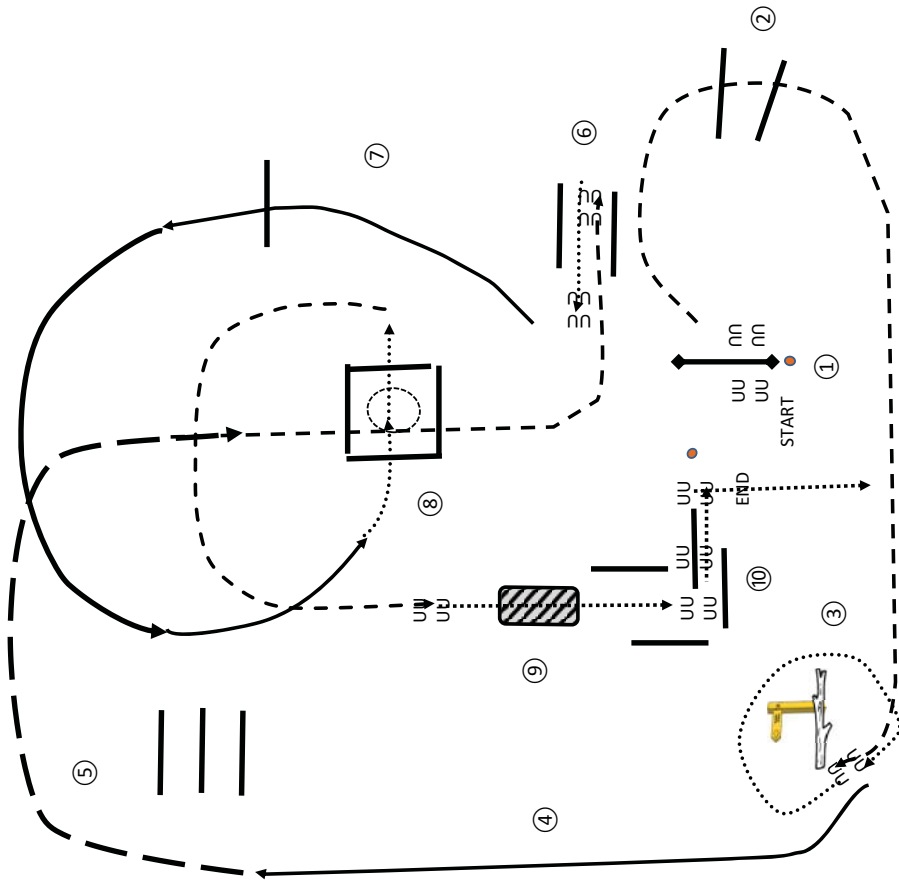
6380 VWB TRAIL ALL AGES OFFEN



- 1 LH gate open ride thru close
- 2 Jog overs
- 3 RL Lope overs
- 4 Jog serpentine
- 5 Jog thru box-chute-stop back L into chute
- 6 Walk overs
- 7 LL Lope overs
- 8 Stop or break to a walk-Bridge-walk overs
- 9 Stop in box at pole-sidepass pole off end-Walk out

6390 VWB RANCH ALL AGES OFFEN

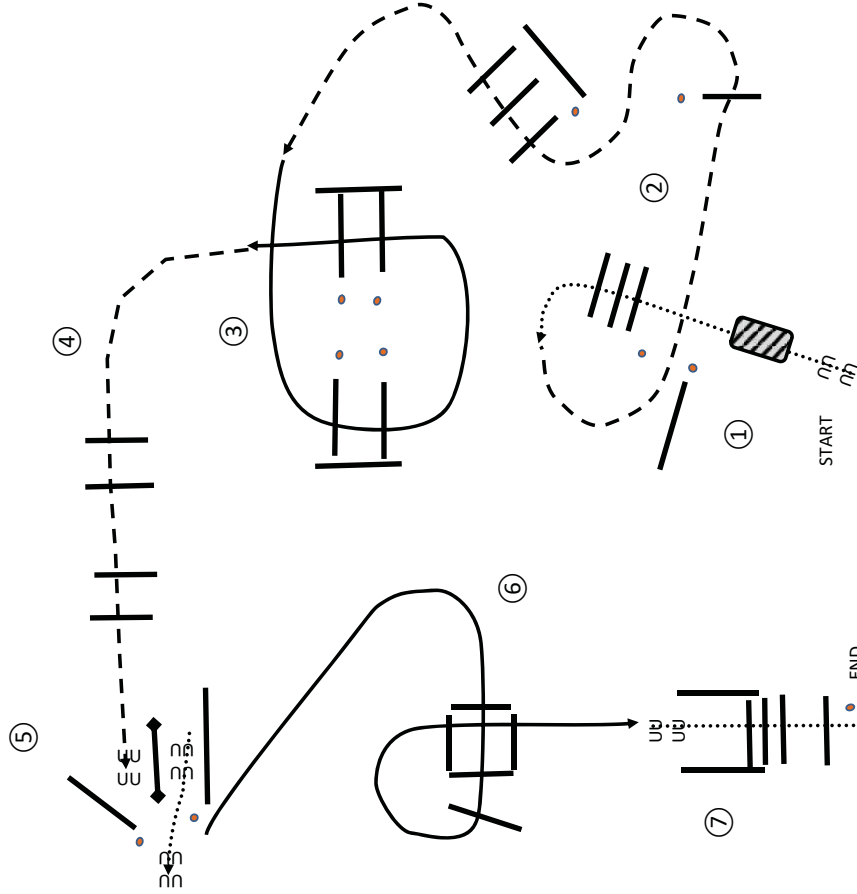
SAMSTAG/SATURDAY JUNE 8



- 1 LH gate open ride thru close-jog out
- 2 Jog overs
- 3 Jog to log drag-stop-pick up rope-daily-drag rope right circle trot or walk drag log back to start-hang rope back
- 4 RL lope
- 5 Extended trot
- 6 Collect trot thru box into chute-stop & back
- 7 LL Lope over-extended lope-collected lope
- 8 Stop or break to a walk-walk into box-360 either direction-walk over
- 9 Jog to bridge-stop-walk over bridge into chute
- 10 Stop in at pole-sidepass pole off end-Walk out

SUNDAY JUNE 9

1383 AQHA GREEN TRAIL OPEN

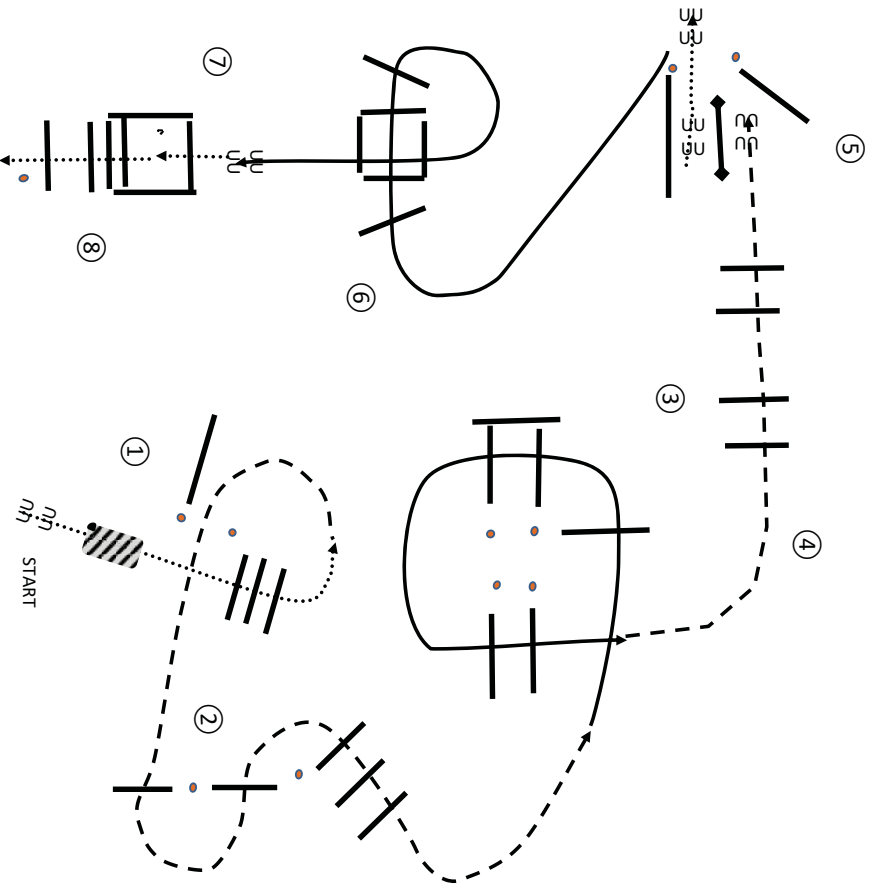


- 1 Bridge-Walk overs
- 2 Jog thru chute-serpentine over poles
- 3 LL Lope overs
- 4 Jog overs
- 5 Jog to gate--stop-LH open gate ride thru close-back out
- 6 RL lope overs
- 7 Stop or break to a walk-walk overs
- . Walk out to exit

ANNDENNISDESIGN COPYRIGHT 2019
ALL RIGHTS RESERVED

SUNDAY JUNE 9

4380 AQHA YOUTH TRAIL

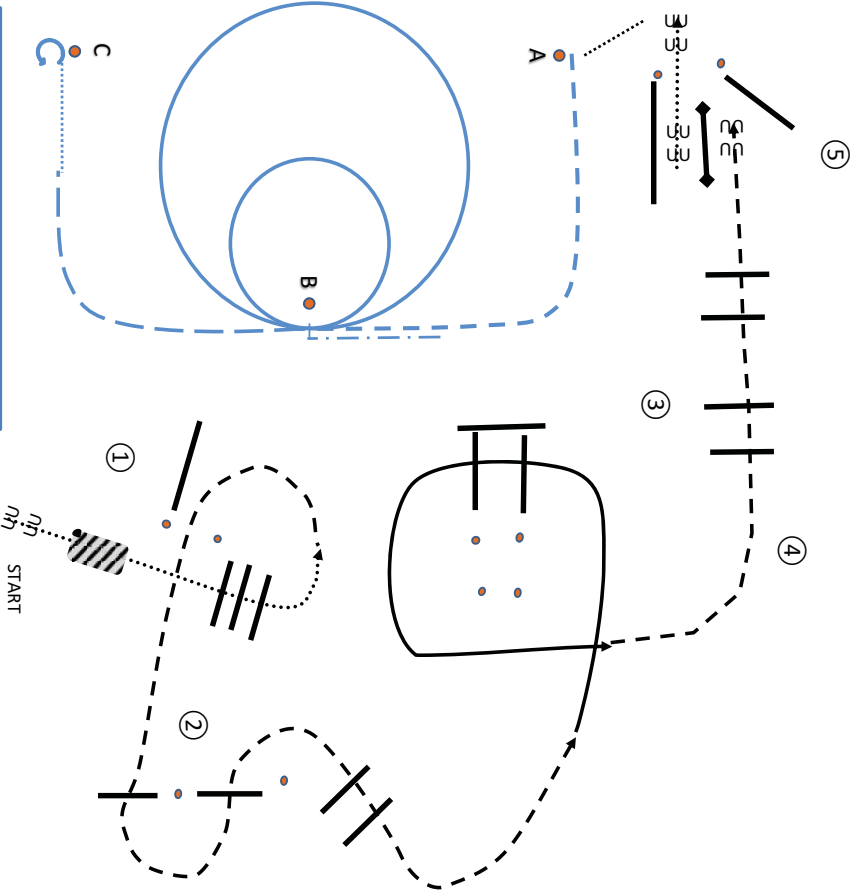


- 1 Bridge-Walk overs
- 2 Jog thru chute-serpentine over poles
- 3 LL Lope overs
- 4 Jog overs
- 5 Jog to gate—stop-LH open gate ride thru close-back out
- 6 RL lope overs
- 7 Stop or break to a walk-walk in BOX-360 either way-walk overs
- . Walk out to exit

ANNDENNISDESIGN COPYRIGHT 2019
ALL RIGHTS RESERVED

SUNDAY JUNE 9

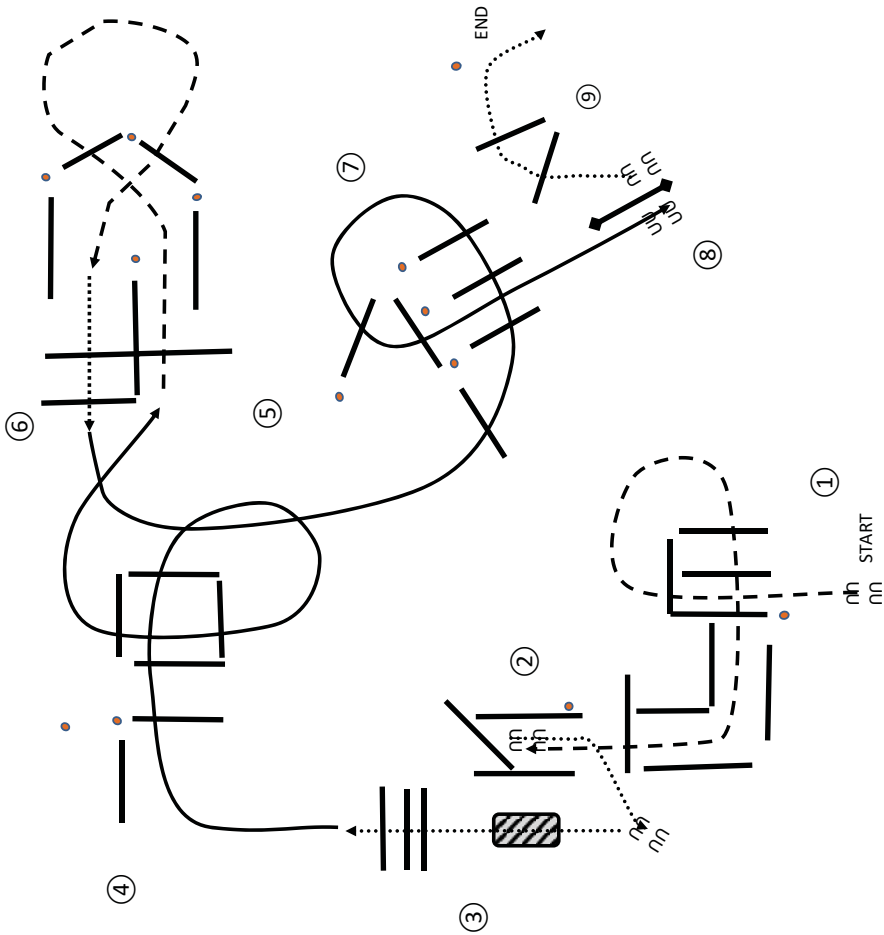
5057 VWB Rising Star Series



- Jog from A to B as pictured
 - Lope two RL circles the 1st big and fast, the 2nd small and slow, stop at B
 - Back up 1 horse length
 - Extended jog as pictured
 - Walk to C and do a 360° turn to the left
- 1 Bridge-Walk overs
 - 2 Jog thru chute-serpentine over poles
 - 3 LL Lope overs
 - 4 Jog overs
 - 5 Jog to gate—stop-LH open gate ride thru close-back out and walk to marker A

Monday June 10

7380 VWB Amateur Trail



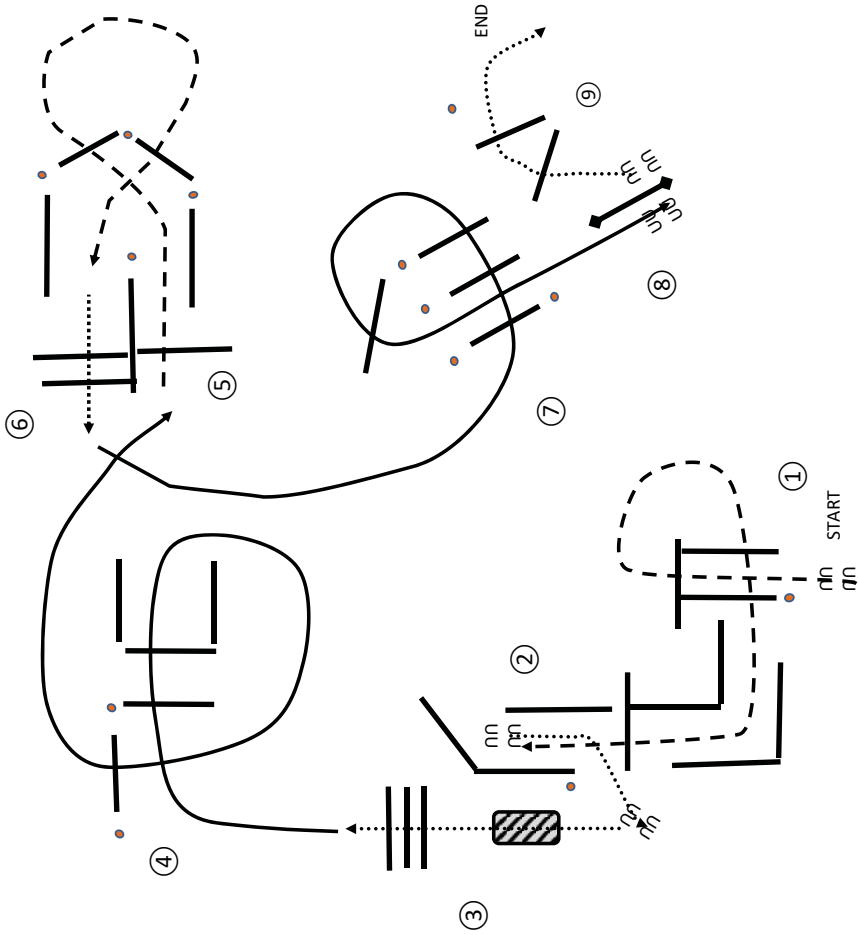
- 1 Jog overs
- 2 Stop in last chute-back out
- 3 Bridge-walk overs
- 4 RL lope overs
- 5 Jog overs
- 6 Stop or break to a walk-walk overs
- 7 LL lope overs-lope to Gate
- 8 Stop at gate-LH open ride thru close
- 9 Walk overs

End of pattern

ANNDENNISDESIGN COPYRIGHT 2019
ALL RIGHTS RESERVED

Monday June 10

1383 AQHA Green Trail Open



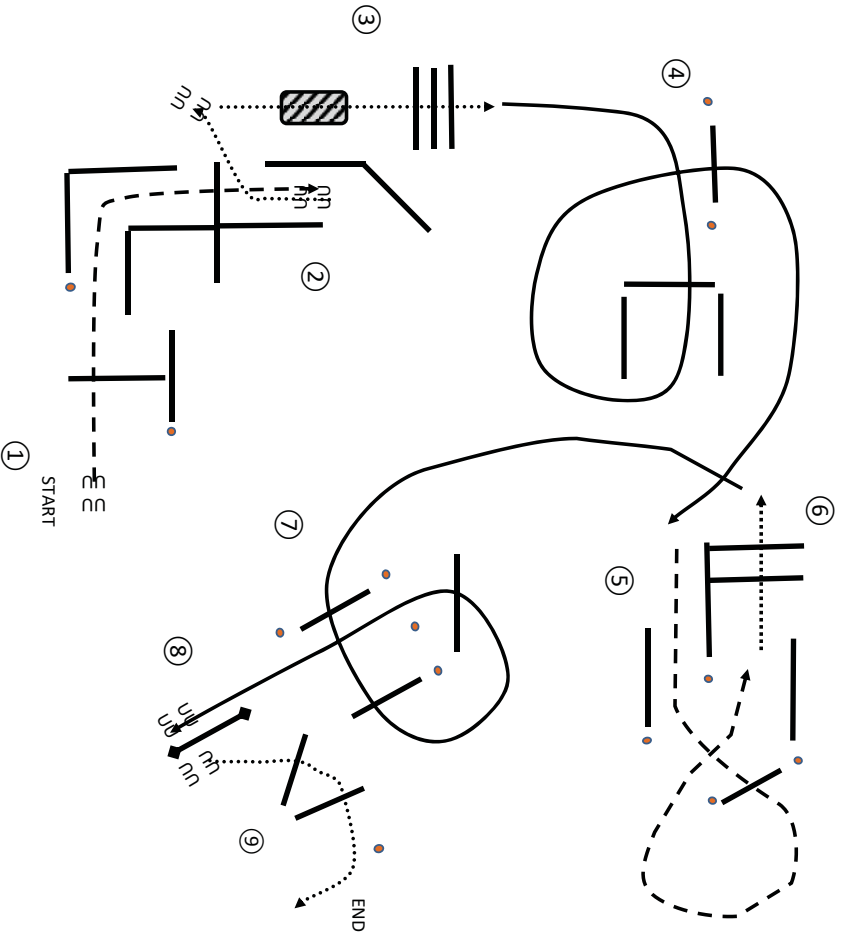
- 1 Jog overs thru chutes
- 2 Stop in last chute-back out
- 3 Bridge-walk overs
- 4 RL lope overs
- 5 Jog overs
- 6 Stop or break to a walk-walk overs
- 7 LL lope overs-lope to Gate
- 8 Stop at gate-LH open ride thru close
- 9 Walk overs

End of pattern

ANNDENNISDESIGN COPYRIGHT 2019
ALL RIGHTS RESERVED

Monday June 10

9380 VWB Einsteiger Trail
5380 AQHA Rookie Trail



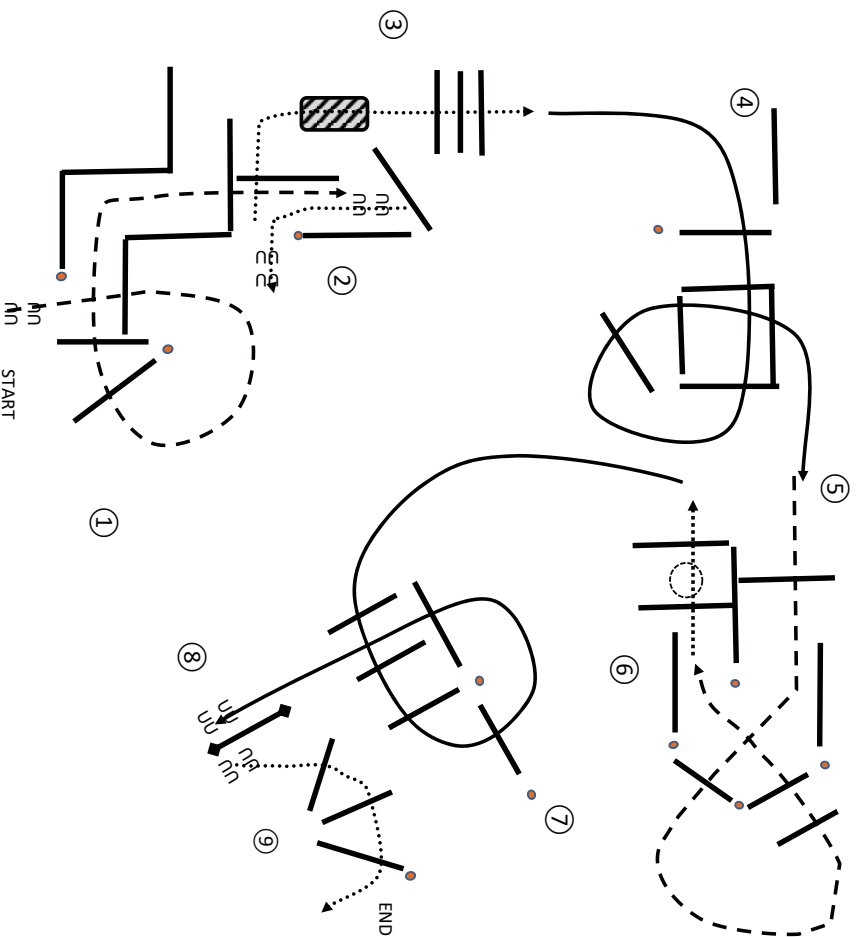
- 1 Jog overs thru chutes
- 2 Stop in last chute-back out
- 3 Bridge-walk overs
- 4 RL lope overs
- 5 Jog overs
- 6 Stop or break to a walk-walk overs
- 7 LL lope overs-lope to Gate
- 8 Stop at gate-LH open ride thru close
- 9 Walk overs

End of pattern

ANNDENNISDESIGN COPYRIGHT 2019
ALL RIGHTS RESERVED

Monday June 10

5050 Limited Golden Series Trail



- 1 Jog overs
- 2 Stop in last chute-back out
- 3 Walk over-bridge-walk overs
- 4 RL lope overs
- 5 Jog overs
- 6 Stop or break to a walk-walk over-360 right or left-walk over
- 7 LL lope overs-lope to Gate
- 8 Stop at gate-LH open ride thru close
- 9 Walk overs

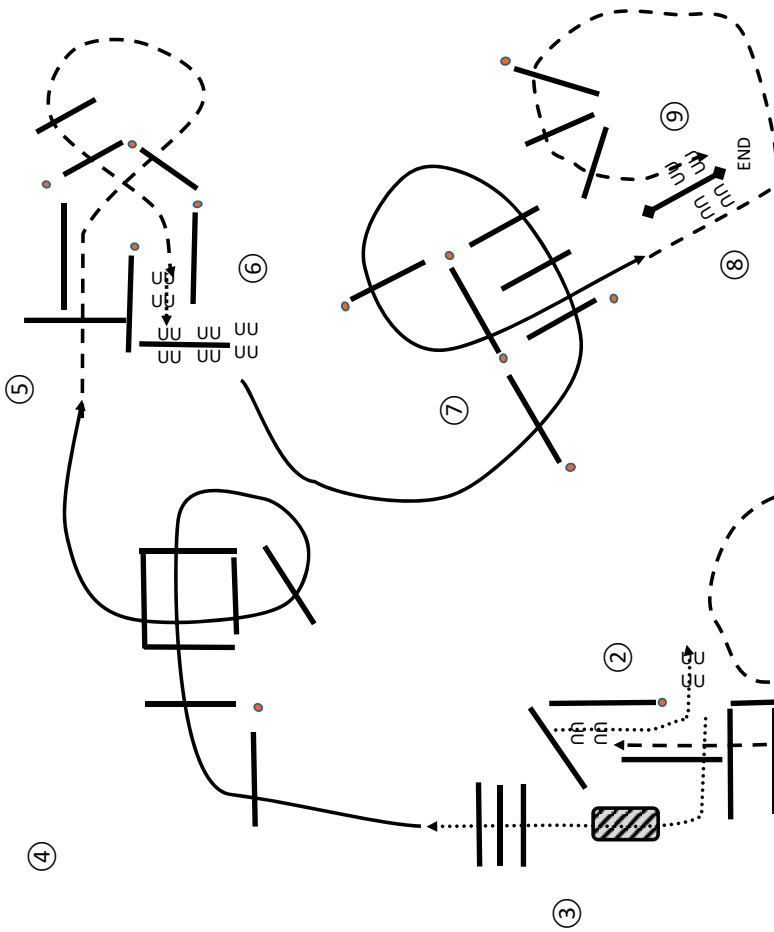
End of pattern

ANNDENNISDESIGN COPYRIGHT 2019
ALL RIGHTS RESERVED

Pattern

Monday June 10

5050 Golden Series Trail



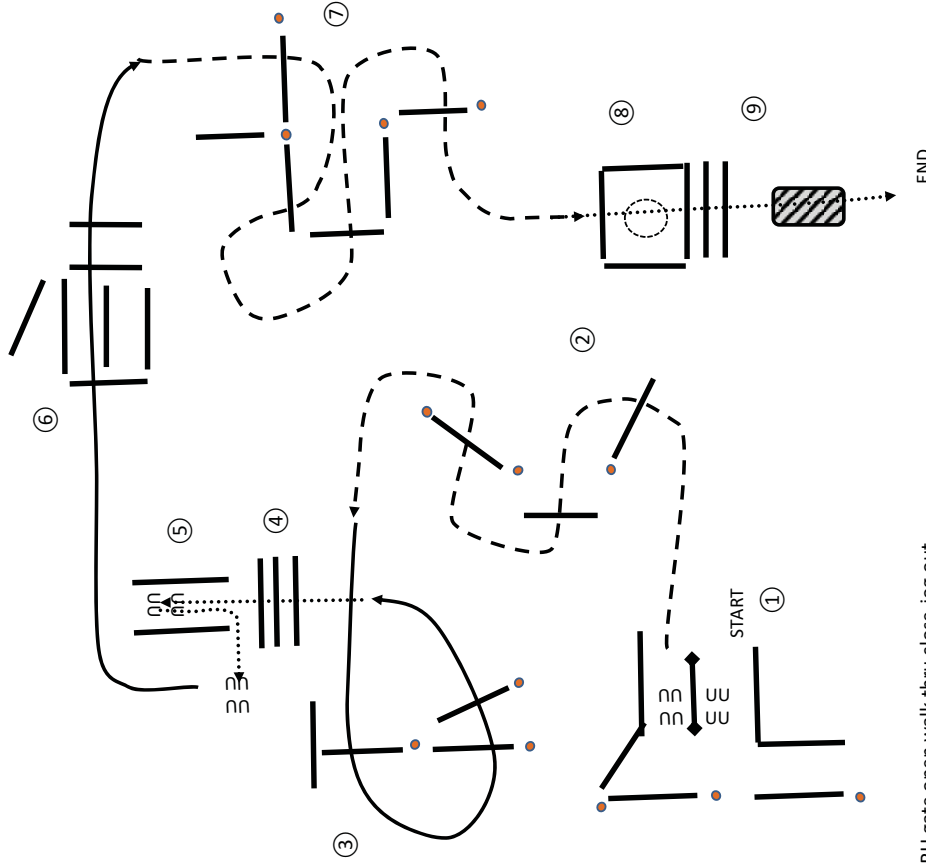
- 1 Jog overs
- 2 Stop in last chute-back out
- 3 Walk over-bridge-walk overs
- 4 RL lope overs
- 5 Jog overs
- 6 Stop in chute-step front feet over pole-sidepass off pole
- 7 LL lope overs
- 8 Break to a Jog at gate-jog overs to gate
- 9 RH gate open ride thru close

End of pattern

ANNBENNISDESIGN COPYRIGHT 2019
ALL RIGHTS RESERVED

Tuesday June 11

1381 AQHA Junior Trail Open
4380 AQHA Youth Trail

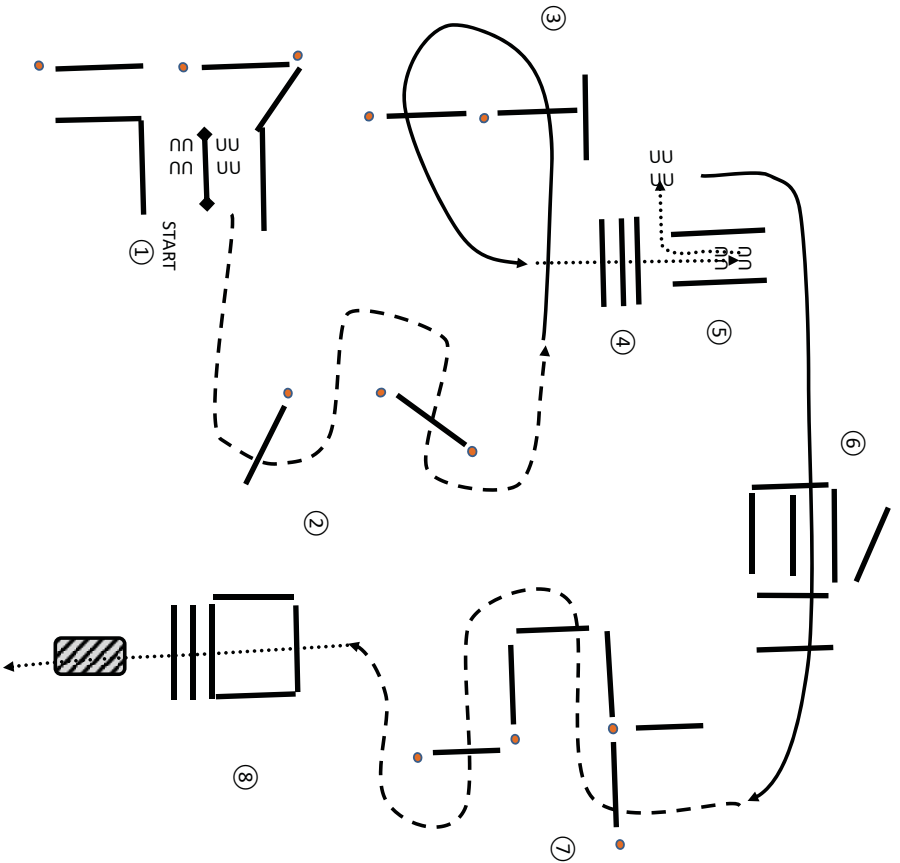


- 1 RH gate open walk thru close-jog out
- 2 Jog serpentine
- 3 LL lope overs
- 4 Stop or break to a walk-walk overs
- 5 Walk into chute-stop-back out
- 6 RL lope overs
- 7 Jog serpentine
- 8 Stop or break to a walk-walk into box-stop-360 right or left
- 9 Walk overs-bridge

ANNBENNISDESIGN COPYRIGHT 2019
ALL RIGHTS RESERVED

Tuesday June 11

3380 AQHA Novice Amateur
8387 VWB Novice Jugend

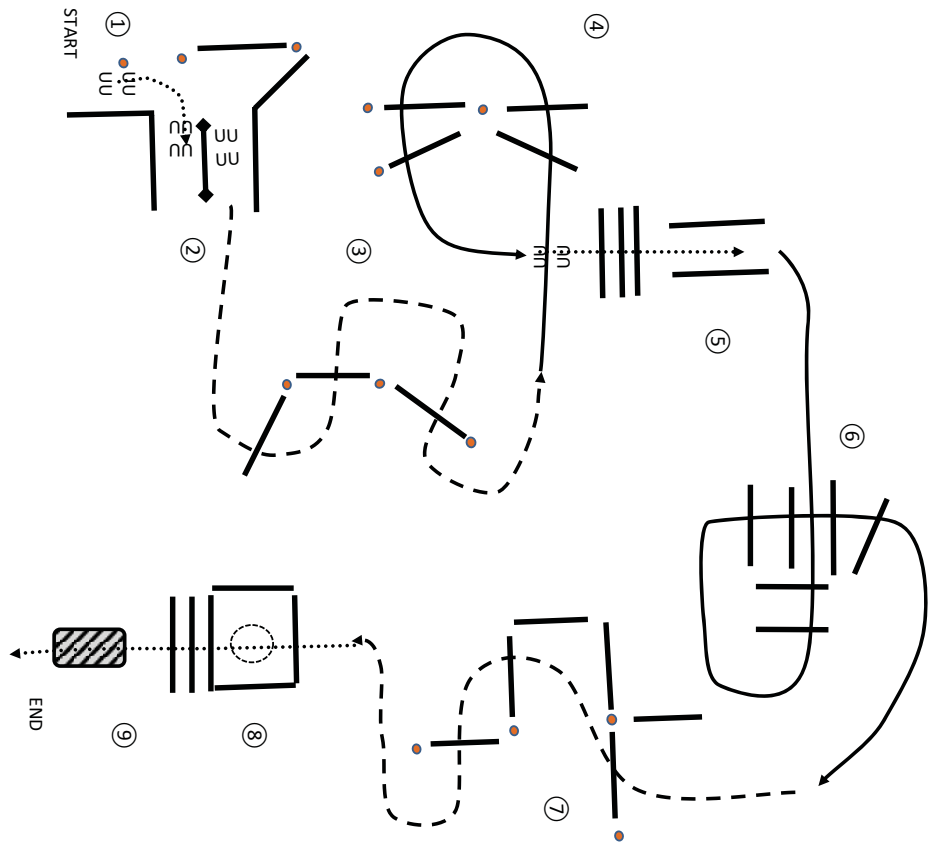


- 1 RH gate open walk thru close-jog out
- 2 Jog serpentine
- 3 LL lope overs
- 4 Stop or break to a walk-walk overs
- 5 Walk into chute-stop-back out
- 6 RL lope overs
- 7 Jog serpentine
- 8 Stop or break to a walk-Walk overs-bridge

ANNDENNISDESIGN COPYRIGHT 2019
ALL RIGHTS RESERVED

Tuesday June 11

2380 AQHA Amateur Trail

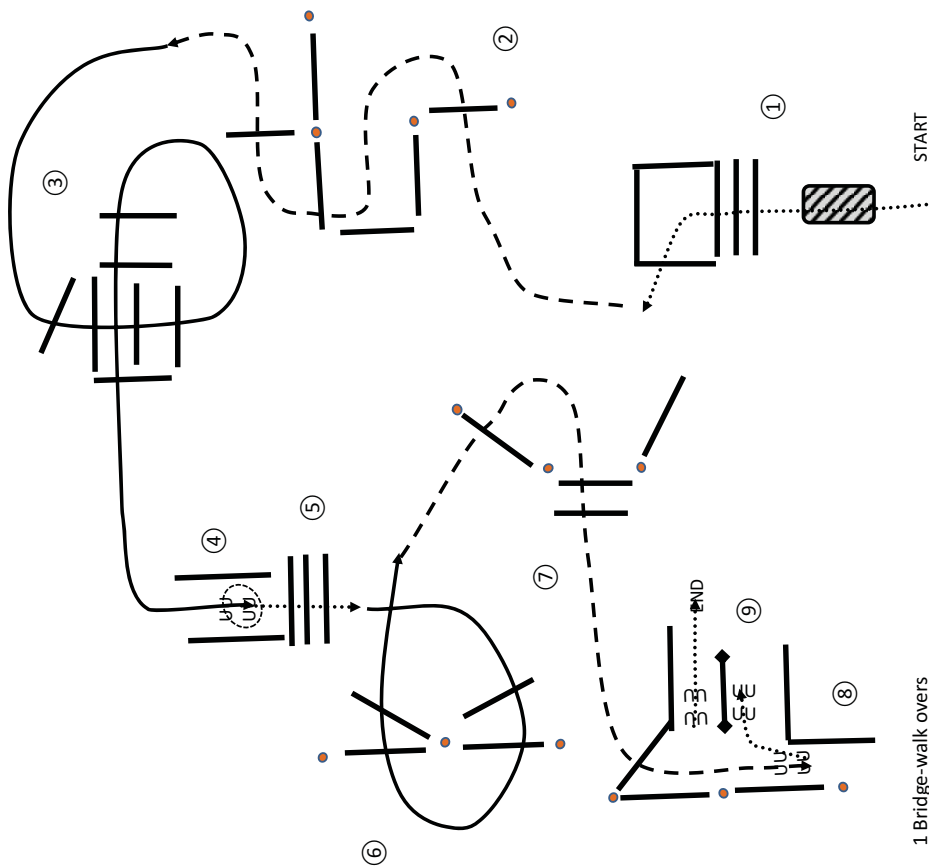


- 1 Back to Gate
- 2 RH gate open walk thru close-jog out
- 3 Jog serpentine
- 4 LL lope overs
- 5 Stop or break to a walk-walk overs
- 6 RL lope overs
- 7 Jog serpentine
- 8 Stop or break to a walk-Walk into box-360 right or left
- 9 Walk overs-bridge

ANNDENNISDESIGN COPYRIGHT 2019
ALL RIGHTS RESERVED

Tuesday June 11

1382 AQHA Senior Trail

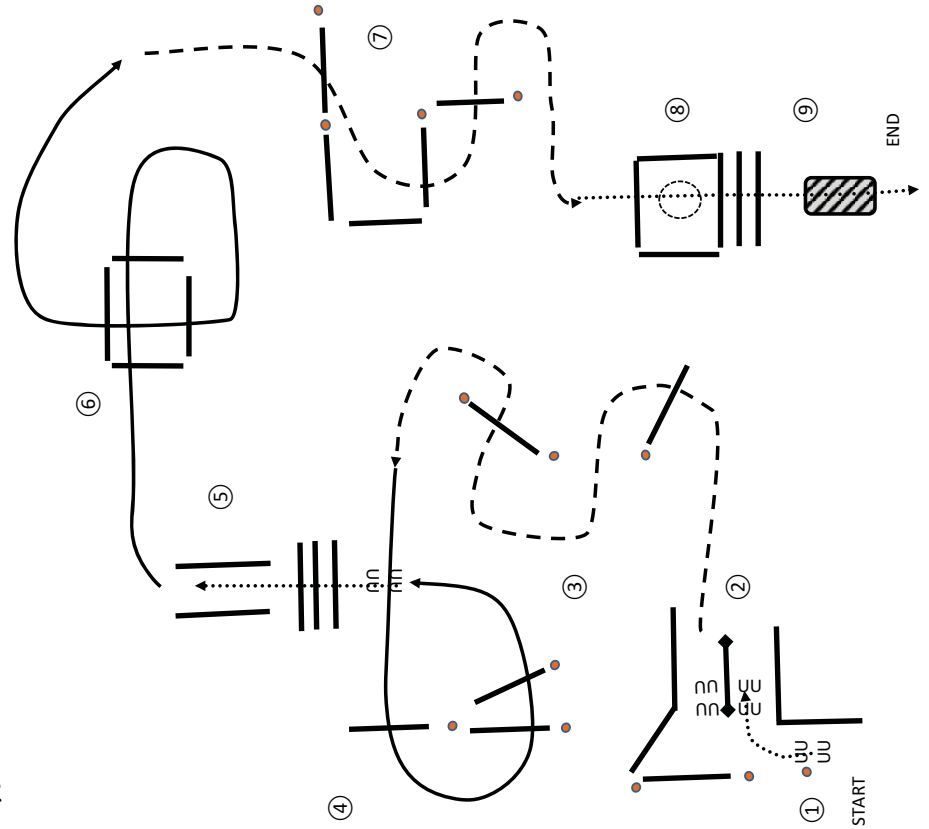


- 1 Bridge-walk overs
- 2 Jog serpentine
- 3 LL lope overs
- 5 Lope into chute-stop-360 right or left-walk overs
- 6 RL lope overs
- 7 Jog serpentine into chute
- 8 Stop-back to gate
- 9 RH gate open ride thru close-walk out

ANNDENNISDESIGN COPYRIGHT 2019
ALL RIGHTS RESERVED

Tuesday June 11

8388 VWB Jugend Trail

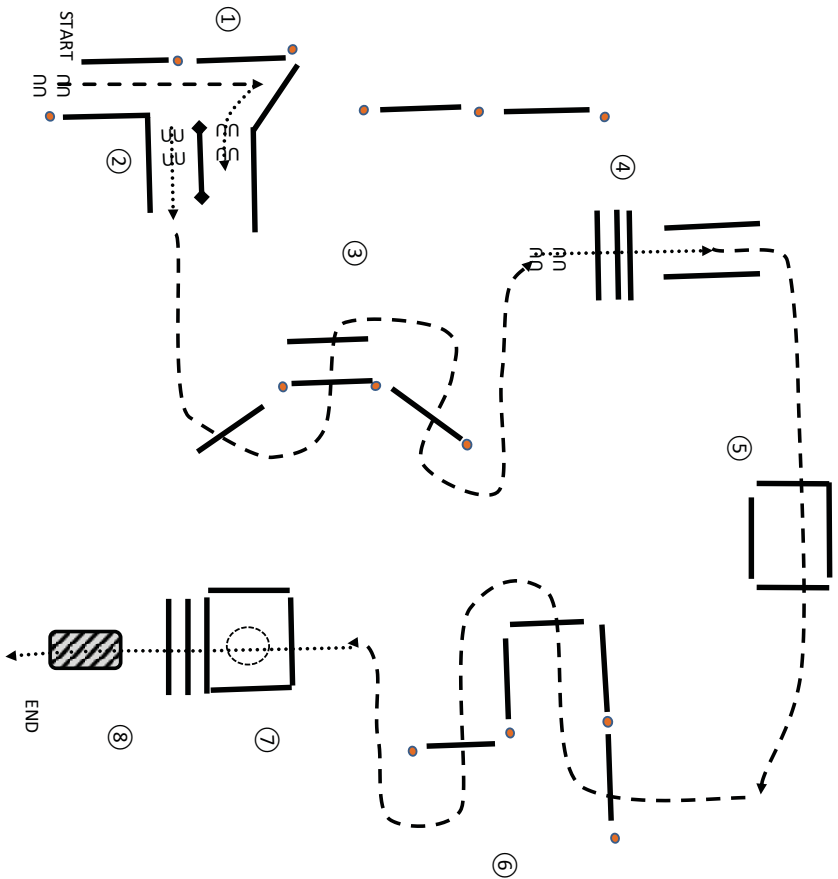


- 1 Back to Gate
- 2 RH gate open walk thru close-jog out
- 3 Jog serpentine
- 4 LL lope overs
- 5 Stop or break to a walk-walk overs
- 6 RL lope overs
- 7 Jog serpentine
- 8 Stop or break to a walk-walk into box-360 right or left
- 9 Walk overs-bridge

ANNDENNISDESIGN COPYRIGHT 2019
ALL RIGHTS RESERVED

Tuesday June 11

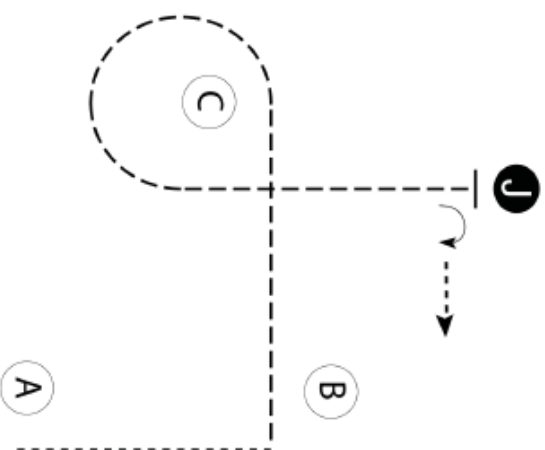
6895 VWB In-Hand Trail



- 1 Trot in chute to end-stop-Back to Gate
- 2 LH gate open walk thru close-walk out
- 3 Trot serpentine
- 4 Stop or break to a walk-walk overs
- 5 Trot thru box
- 6 Trot serpentine
- 7 Stop or break to a walk-Walk into box--360 right
- 8 Walk overs-bridge

ANNDENNISDESIGN COPYRIGHT 2019
ALL RIGHTS RESERVED

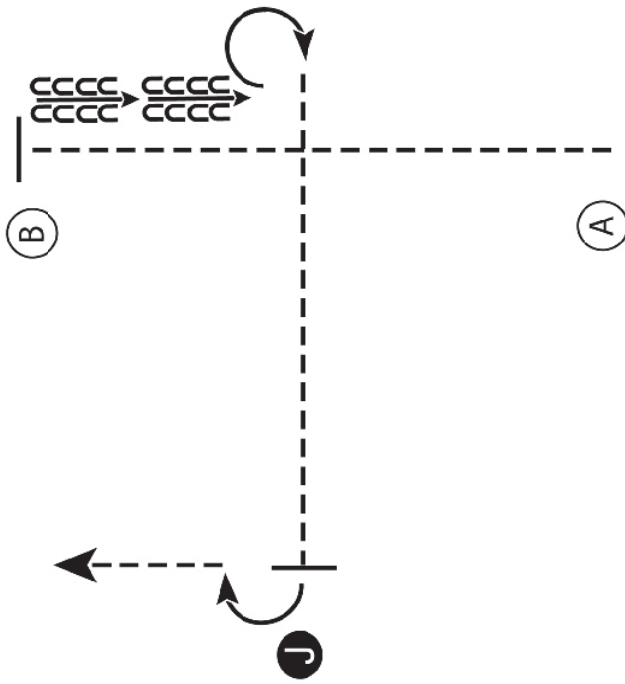
VWB 8127 Novice Jugend Showmanship



- Be ready at A.
1. Walk from A to B.
 2. Turn the corner just before B.
 3. Trot to and around C and to judge as shown.
 4. Stop and set up for inspection.
 5. When dismissed, perform a 90 degree turn and walk away.

NOTE: The drawn description of this pattern is only intended for the general depictions of the pattern.
Contestants should utilize the arena space to best exhibit their horses.

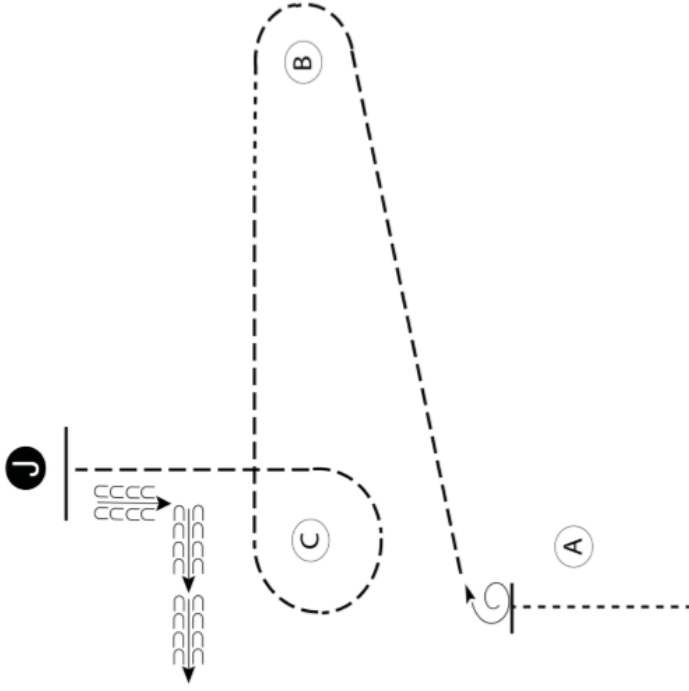
VWB 8120 Jugend Showmanship
VWB 9120 Einsteiger Showmanship



1. Trot A to B.
2. Stop at B and back halfway to A.
3. Stop and perform a 270 degree turn.
4. Trot to judge and set up for inspection.
5. When dismissed perform a 90 degree turn and trot away from judge.

NOTE: The drawn description of this pattern is only intended for the general depictions of the pattern. Contestants should utilize the arena space to best exhibit their horses.

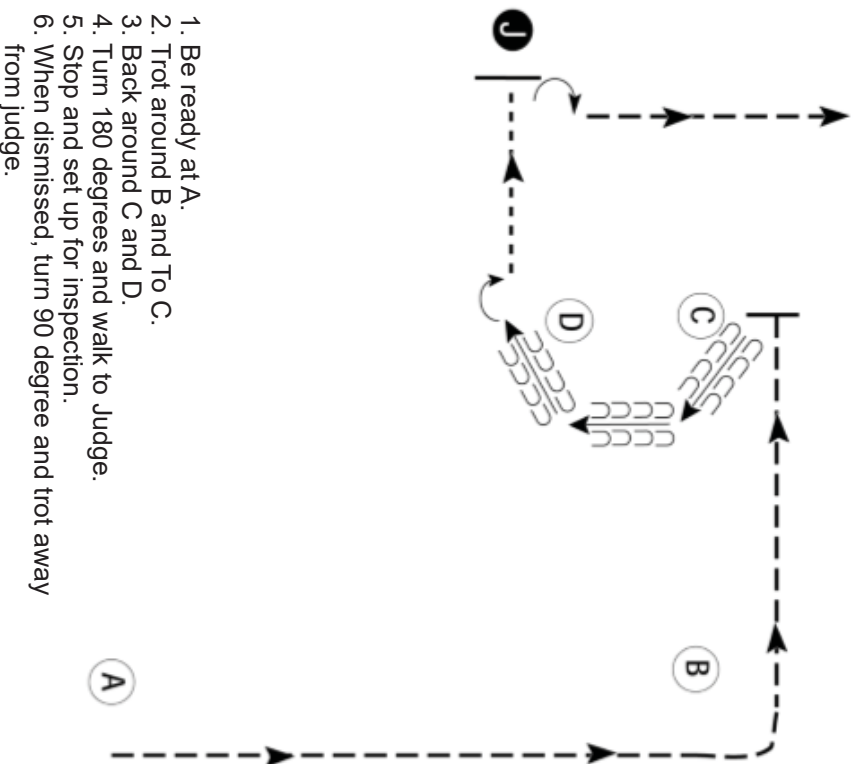
VWB 7120 Amateur Showmanship



1. Begin before A. Walk past A and stop.
2. Perform a 405 degree turn.
3. Trot around B. At B walk 6 steps.
4. Trot to and around C to the Judge.
5. Stop and set up for inspection.
6. When dismissed back a corner and follow instructions of ring steward.

NOTE: The drawn description of this pattern is only intended for the general depictions of the pattern. Contestants should utilize the arena space to best exhibit their horses.

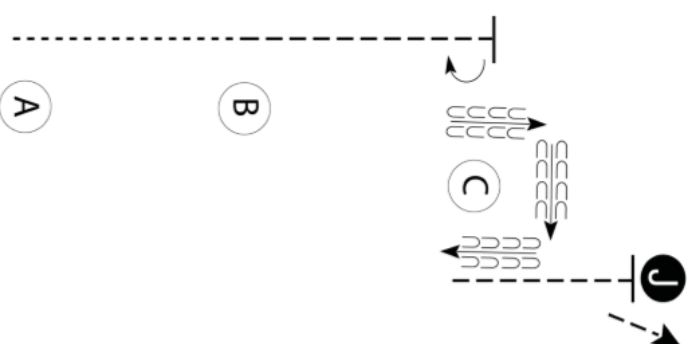
VWB 6120 Offen Showmanship



1. Be ready at A.
2. Trot around B and To C.
3. Back around C and D.
4. Turn 180 degrees and walk to Judge.
5. Stop and set up for inspection.
6. When dismissed, turn 90 degree and trot away from Judge.

NOTE: The drawn description of this pattern is only intended for the general depictions of the pattern. Contestants should utilize the arena space to best exhibit their horses.

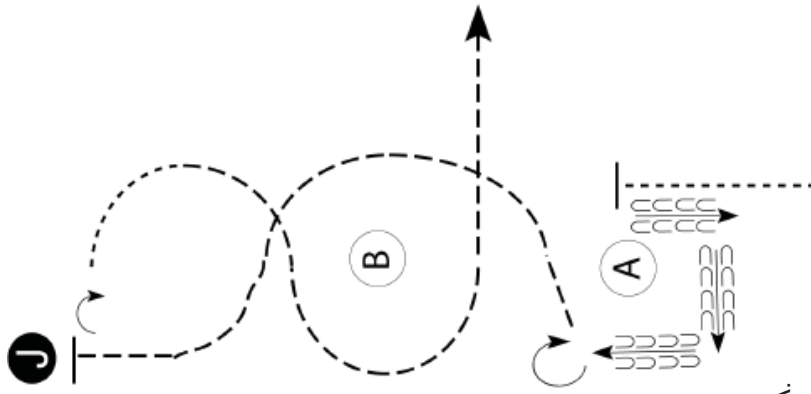
AQHA 1/2 4120 Youth Showmanship AQHA 1/2 3120 Novice Amateur Showmanship



- Be ready at A.
1. Walk A to B.
 2. Trot from B until even with C.
 3. Perform a 180 degree turn.
 4. Back around C.
 5. Trot to judge.
 6. Stop and set up for inspection.
 7. When dismissed, trot away from judge.

NOTE: The drawn description of this pattern is only intended for the general depictions of the pattern. Contestants should utilize the arena space to best exhibit their horses.

AQHA 1/2 2120 Amateur Showmanship

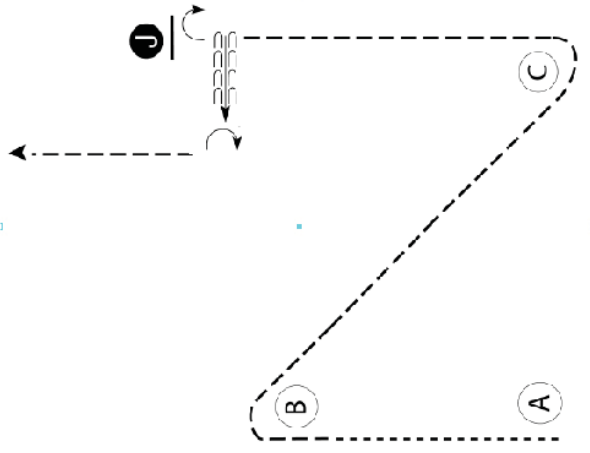


Be ready before A.

1. Walk to A.
2. Stop and back around A.
3. Perform a 3/4 turn.
4. Trot around B and to Judge.
5. Stop and set up for inspection.
6. When dismissed perform a 1/4 turn.
7. Walk 1/4 circle.
8. Trot around B and to exit as shown.

NOTE: The drawn description of this pattern is only intended for the general depictions of the pattern. Contestants should utilize the arena space to best exhibit their horses.

AQHA 3/4 4120 Youth Showmanship
AQHA 3/4 3120 Novice Amateur Showmanship

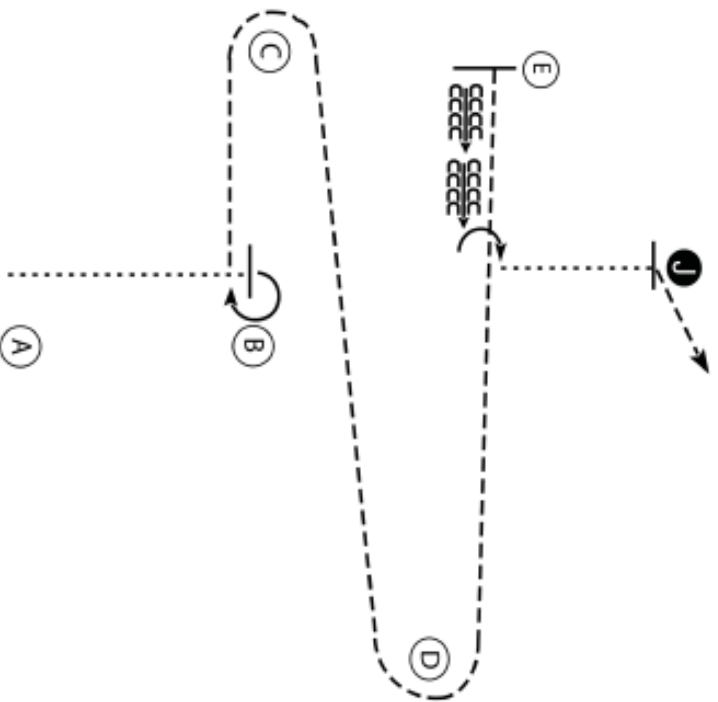


Be ready at A.

1. Walk to B.
2. Trot around B and C and straight to judge.
3. Stop and set up for inspection.
4. When dismissed, turn 1/4 turn to the right.
5. Back one horse length.
6. Perform a 270 degree turn to the right.
7. Trot straight away to finish.

NOTE: The drawn description of this pattern is only intended for the general depictions of the pattern. Contestants should utilize the arena space to best exhibit their horses.

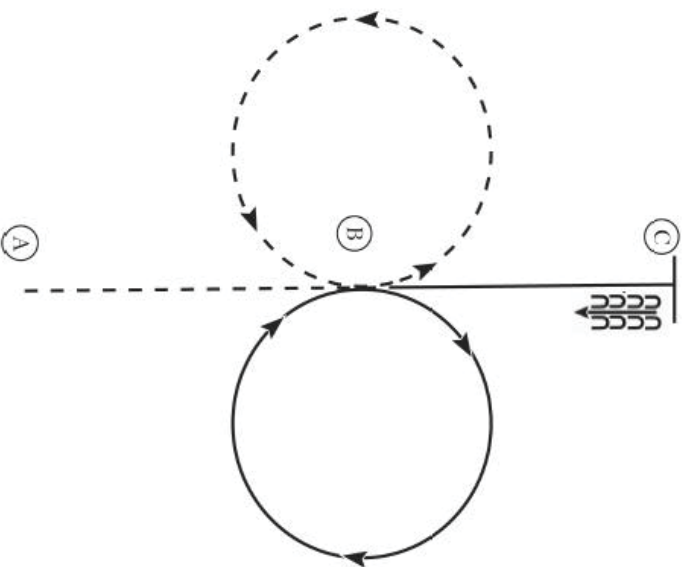
AQHA 3/4 2120 Amateur Showmanship



1. Walk from A to B.
2. Stop at B. Perform a 270 degree turn.
3. Trot around C and D to E. Stop at E.
4. Back 5 steps. Perform a 90 degree turn.
5. Walk to the Judge and set up for inspection.
6. When dismissed trot to the line-up.

NOTE: The drawn description of this pattern is only intended for the general depictions of the pattern. Contestants should utilize the arena space to best exhibit their horses.

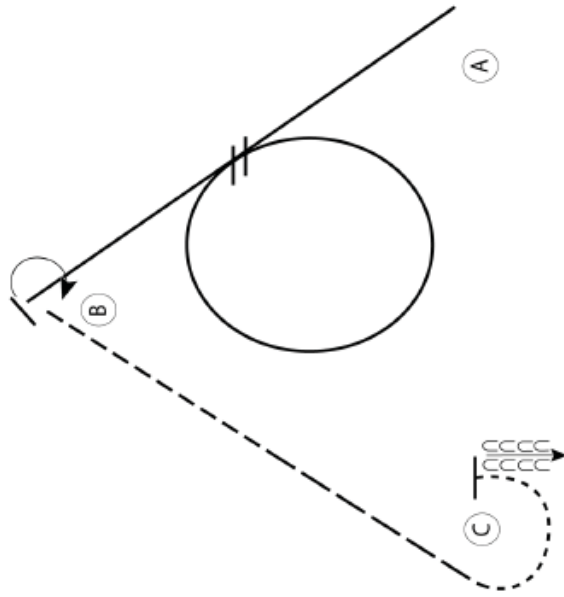
WMB 8407 Novice Jugend Horsemanship



1. Jog A to B.
2. At B jog a circle to the left.
3. At B lopa a circle to the right on the right lead
4. Continue the lope to C.
5. At C stop and back four steps.

NOTE: The drawn description of this pattern is only intended for the general depictions of the pattern. Contestants should utilize the arena space to best exhibit their horses.

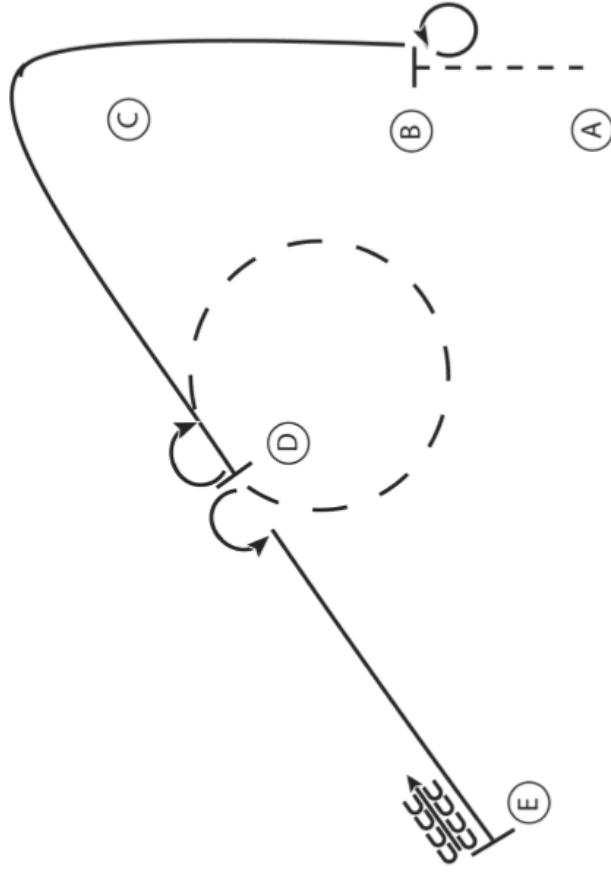
VWB 8408 Jugend Horsemanship
9400 VWB Einsteiger Horsemanship



1. Lope on the left lead towards B.
2. Halfway between A and B lope a circle to the left on the left lead.
3. Half way between A and B perform a simple lead change.
4. Lope past B. Stop and perform a 225 degree turn to the right.
5. Jog towards C.
6. Halfway between B and C extend the jog.
7. At C walk, walk around C.
8. At C stop and back approximately one horse length.

NOTE: The drawn description of this pattern is only intended for the general depictions of the pattern.
Contestants should utilize the arena space to best exhibit their horses.

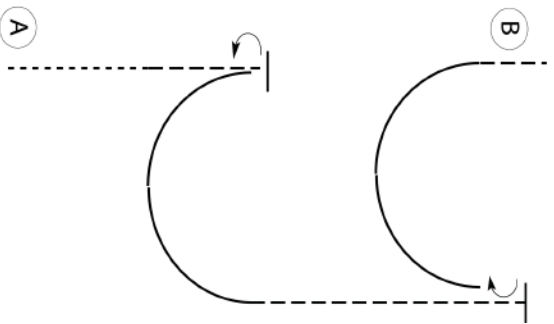
VWB 7400 Amateur Horsemanship



1. Jog A to B.
2. Stop at B and perform a 360 degree turn to the left.
3. Lope on the right lead around C to D.
4. Stop at D and perform a 180 degree turn to the right.
5. Extend the jog in a circle around D.
6. Stop D and perform a 180 degree turn to the left.
7. Lope on the left lead to D.
8. Stop at E and back 4 steps.

NOTE: The drawn description of this pattern is only intended for the general depictions of the pattern.
Contestants should utilize the arena space to best exhibit their horses.

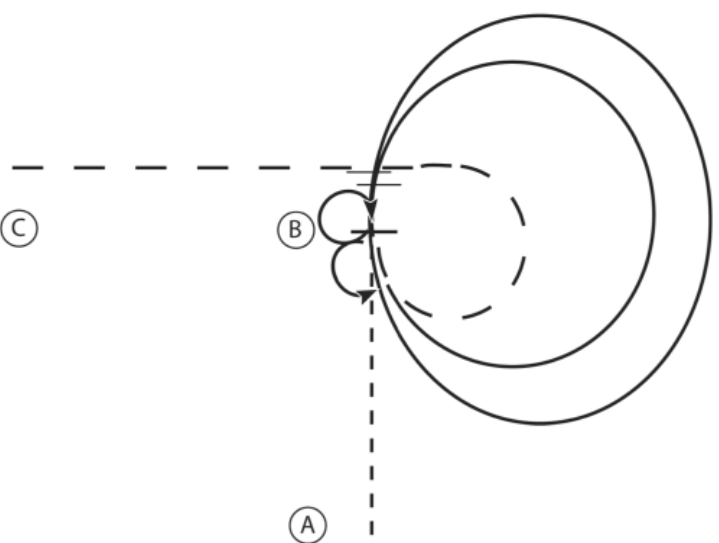
AQHA 1/2 4400 Youth Horsemanship
AQHA 1/2 5400 Rookie Horsemanship



1. Walk halfway to center of pattern.
 2. Jog to center of pattern.
 3. Stop and perform a 180 degree turn left.
 4. Lope a half circle to the left.
 5. Jog until even with B.
 6. Stop and perform a 180 degree turn right.
 7. Lope a half circle to the right.
 8. When even with B, break to a jog.
- Pattern is over once you have passed B at a jog.

NOTE: The drawn description of this pattern is only intended for the general depictions of the pattern. Contestants should utilize the arena space to best exhibit their horses.

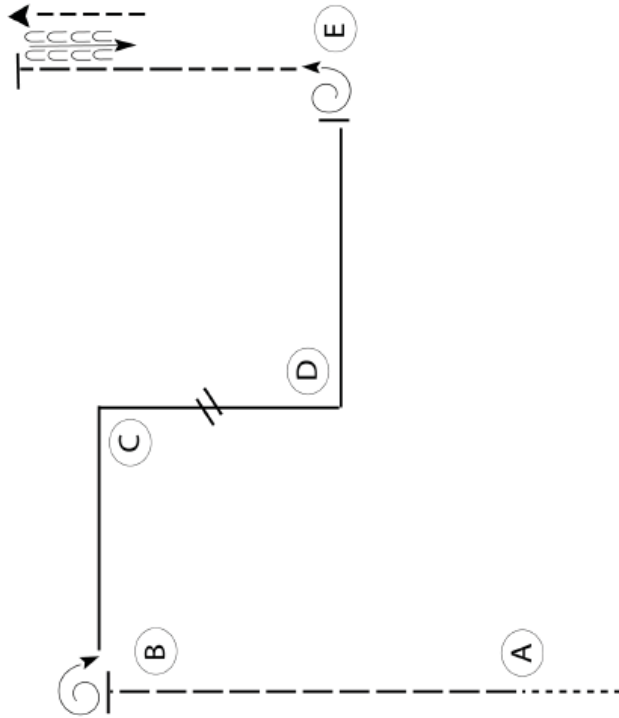
AQHA 1/2 3400 Novice Amateur Horsemanship



1. Jog A to B.
2. Stop at B and perform a 180 degree turn to the left.
3. Lope a small slow circle to the left on the right lead.
4. At B perform a lead change and lope a larger faster circle to the left.
5. Stop at B and perform a 360 degree turn to the right.
6. Extend the job in a circle and then continue on to C.
7. Stop at C.

NOTE: The drawn description of this pattern is only intended for the general depictions of the pattern. Contestants should utilize the arena space to best exhibit their horses.

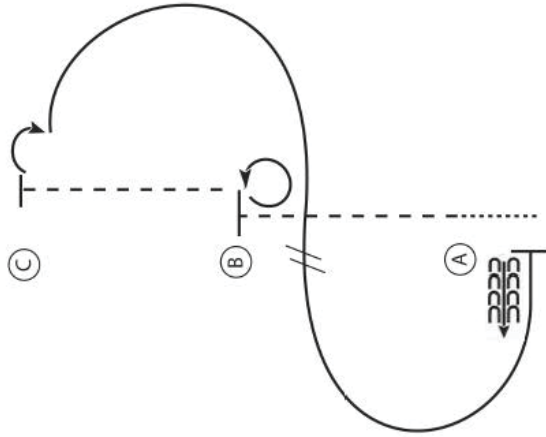
AQHA 1/2 2400 Amateur Horsemanship



- Be ready before A.
1. Walk to A.
 2. Extend the jog from A past B.
 3. Stop and perform 2 1/4 spins to the right.
 4. Lope a square corner around C on the right lead.
 5. Perform a simple or flying lead change between C and D.
 6. Lope a square corner around D.
 7. Stop at E. Perform a 1/4 turn to the left.
 8. Jog half way to C. Extend the jog until 15 feet (4,5 meter) past C.
 9. Stop and back approximately one horse length.

NOTE: The drawn description of this pattern is only intended for the general depictions of the pattern. Contestants should utilize the arena space to best exhibit their horses.

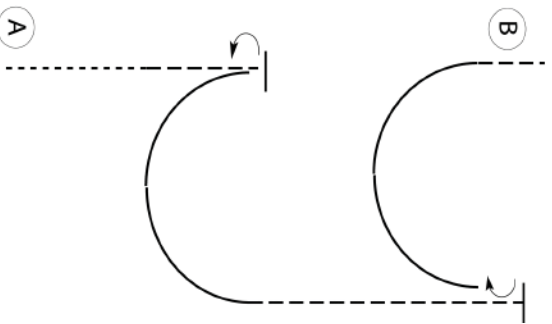
AQHA 3/4 4400 Youth Horsemanship
AQHA 3/4 3400 Rookie Horsemanship



1. Walk to A.
2. Jog A to B.
3. Stop at B and perform a 360 degree turn to the left.
4. Jog B to C.
5. Stop at C and perform a 90 degree turn to the left.
6. Lope a half circle to B on the right lead.
7. At B perform a lead change and lope a half circle to A on the left lead.
8. Stop at A and back 4 steps.

NOTE: The drawn description of this pattern is only intended for the general depictions of the pattern. Contestants should utilize the arena space to best exhibit their horses.

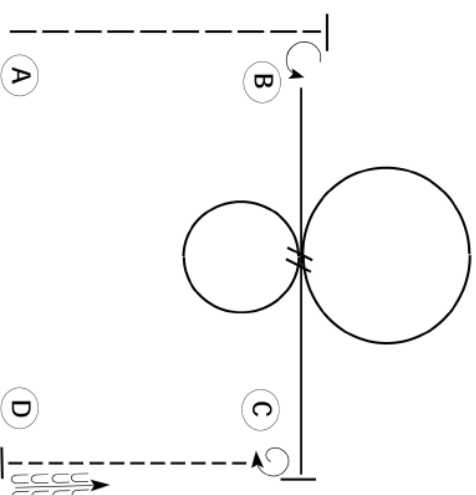
AQHA 3/4 3400 Novice Amateur Horsemanship



1. Walk halfway to center of pattern.
2. Jog to center of pattern.
3. Stop and perform a 180 degree turn left.
4. Lope a half circle to the left.
5. Jog until even with B.
6. Stop and perform a 180 degree turn right.
7. Lope a half circle to the right.
8. When even with B, break to a jog.
Pattern is over once you have passed B at a jog.

NOTE: The drawn description of this pattern is only intended for the general depictions of the pattern. Contestants should utilize the arena space to best exhibit their horses.

AQHA 3/4 2400 Amateur Horsemanship



- Be ready at A.
1. Extended trot from A past B.
 2. Stop past B and perform a 270 degree turn to the left.
 3. Lope on the left lead halfway to C.
 4. Change leads and perform a small, slow circle to the right.
 5. Change leads and perform a large, fast circle to the left.
 6. Continue to lope past C and stop.
 7. Perform a 1 1/4 turn to the right.
 8. Jog to D.
 9. Stop and back approximately one horse length.

NOTE: The drawn description of this pattern is only intended for the general depictions of the pattern. Contestants should utilize the arena space to best exhibit their horses.

Die VWB - Bayerns größter Westernreitverein

Die Vereinigung der Westernreiter in Bayern e.V. wurde am 20.06.1982 gegründet. Heute - 37 Jahre später - ist mit über 1400 Mitgliedern aus der anfänglich kleinen Interessengemeinschaft der größte bayerische rasseoffene Westernreitverein geworden.

Es gibt viele Gründe bei uns Mitglied zu werden:

Günstige Kurse

Die VWB veranstaltet jährlich eine große Anzahl von Kursen, die von Profitrainern aus dem In- und Ausland abgehalten werden. Das Angebot umfasst sowohl Einsteiger- als auch Fortgeschrittenen-Kurse. Neben den allgemeinen Grundlagenkursen werden auch Spezialkurse für verschiedene Turnierdisziplinen angeboten.

Turniere jeder Größenordnung

Die VWB veranstaltet jährlich drei große Turniere, die mit teilweise 300-400 Pferden europaweit zu den bestbesuchten Westernturnieren zählen. Neben den großen Turnieren unterstützen wir Mitglieder, die kleinere Turniere organisieren, so dass den VWB-Mitgliedern eine breite Palette von jährlich 10-15 Turnieren zur Verfügung steht, an denen sie teilnehmen können.

Rasseoffen

In VWB-Klassen und auf VWB-Veranstaltungen kann jedes Pferd starten, wir sind offen für alle Rassen und auch für Pferde ohne Abstammungsnachweis.

Jugendarbeit

Kostengünstige Kurse und das sog. JuTu bilden die Grundlage unseres Jugendprogramms. Das JuTu ist unser Jugendturnier bei dem nur jugendliche Turnierneulinge starten dürfen. Auf den großen Turnieren werden die Jugendklassen in Einsteiger (Novice Jugend) und fortgeschrittene Jugendklassen unterteilt, so dass jeder Jugendliche entsprechend seinem Leistungsniveau reiten kann. Darüber hinaus bezuschusst die VWB die Turnierboxen der Jugendlichen mit je 50 Euro pro Kat I -Turnier.

Quarter Horse Journal inklusive

Unsere Vollmitglieder erhalten monatlich neueste Informationen über das Westernreiten durch unsere Mitgliederzeitschrift ‚Quarter Horse Journal‘. Das QH-Journal beschäftigt sich neben der aktuellen Sportberichterstattung mit allen Themen rund ums Western- und Freizeitreiten, Zucht, Haltung und Lifestyle.


www.westernreiten-online.de

Darüber hinaus bietet die VWB auf ihrer Internetseite (www.westernreiten-online.de) aktuelle Informationen über Turniere, Kurse und andere News.

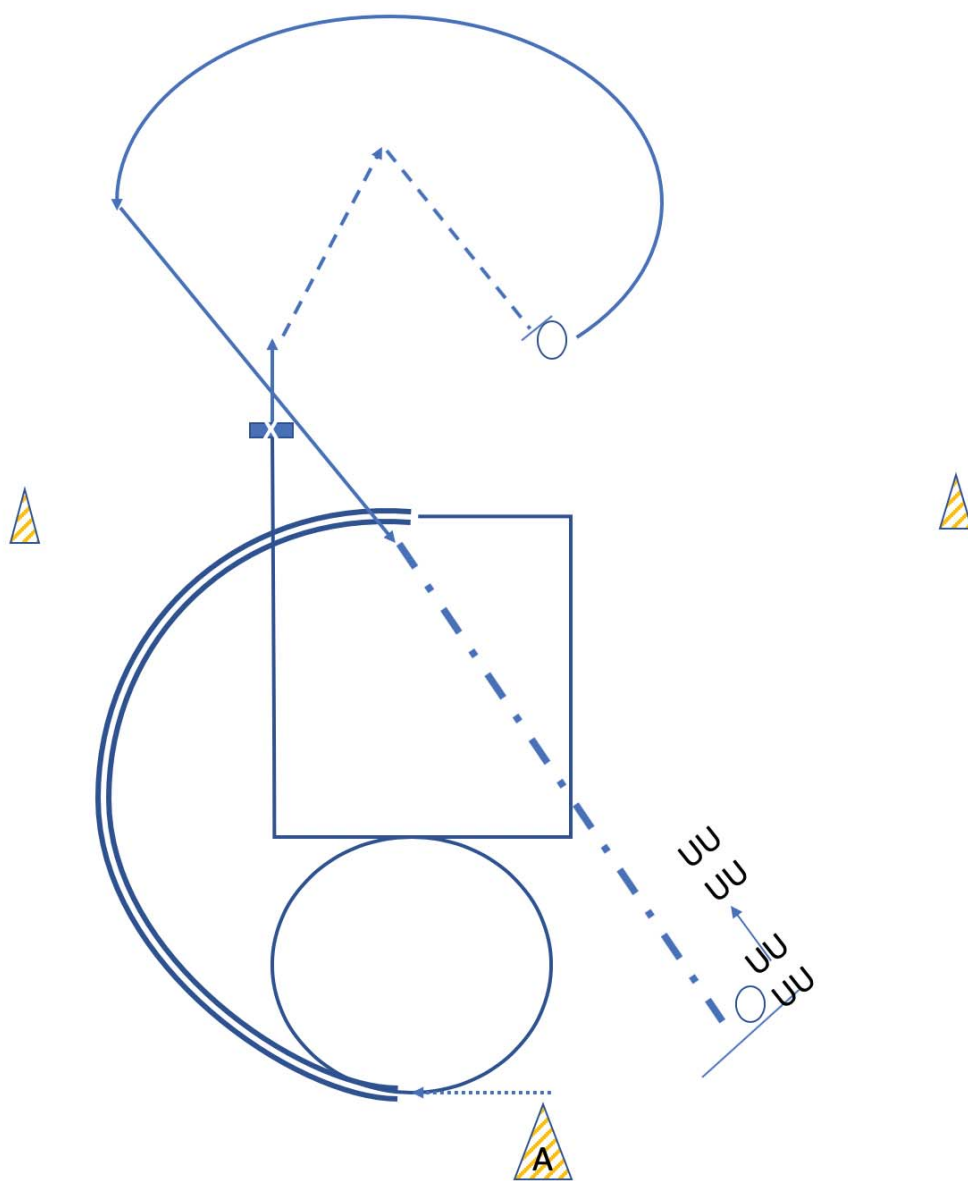
Weitere Infos und Anträge gibt's bei der VWB-Geschäftsstelle

Sonja Hahn, Reitler Weg 2, 84326 Taufkirchen

Tel: 08727-910340, Fax: 08727-910341, e-mail: office@westernreiten-online.de



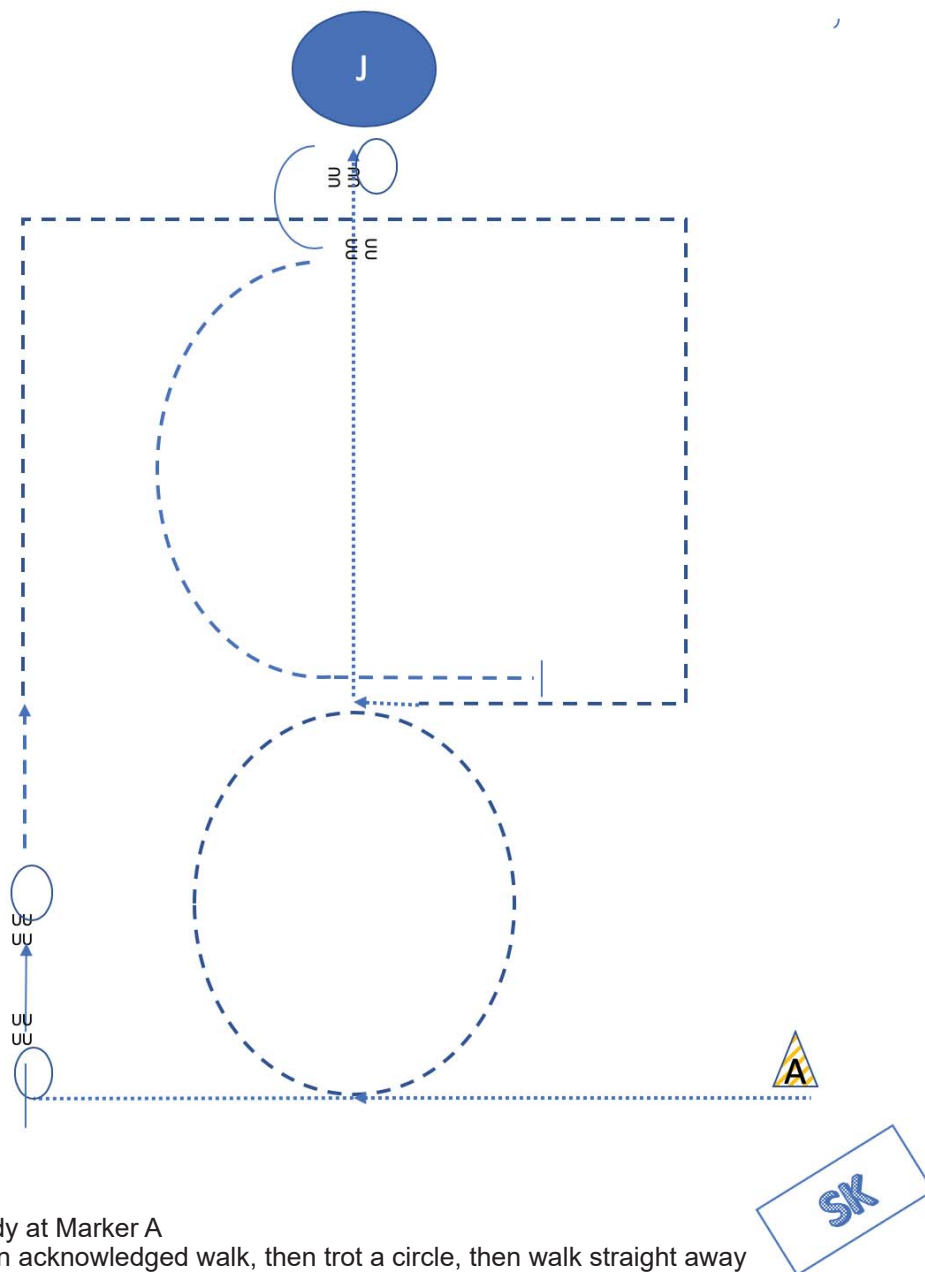
5053 Bavarian Golden Series Horsemanship



Be ready at Marker A

1. When acknowledged walk some strides
 2. Pick up right lead and lope a small circle
 3. Extend your lope for 1/2 big circle
 4. Collect your lope and show 3 square corners
 5. Change leads after the center line and continue for some strides on the left lead
 6. Jog your horse as shown
 7. Stop and perform 1 1/4 turn to the left
 8. Pick up left lead
 9. Halfway transition to extends jog
 10. Stop and perform 360° turn to the right
 11. Back up one horse length
- Pattern completed, leave the arena at a walk or jog

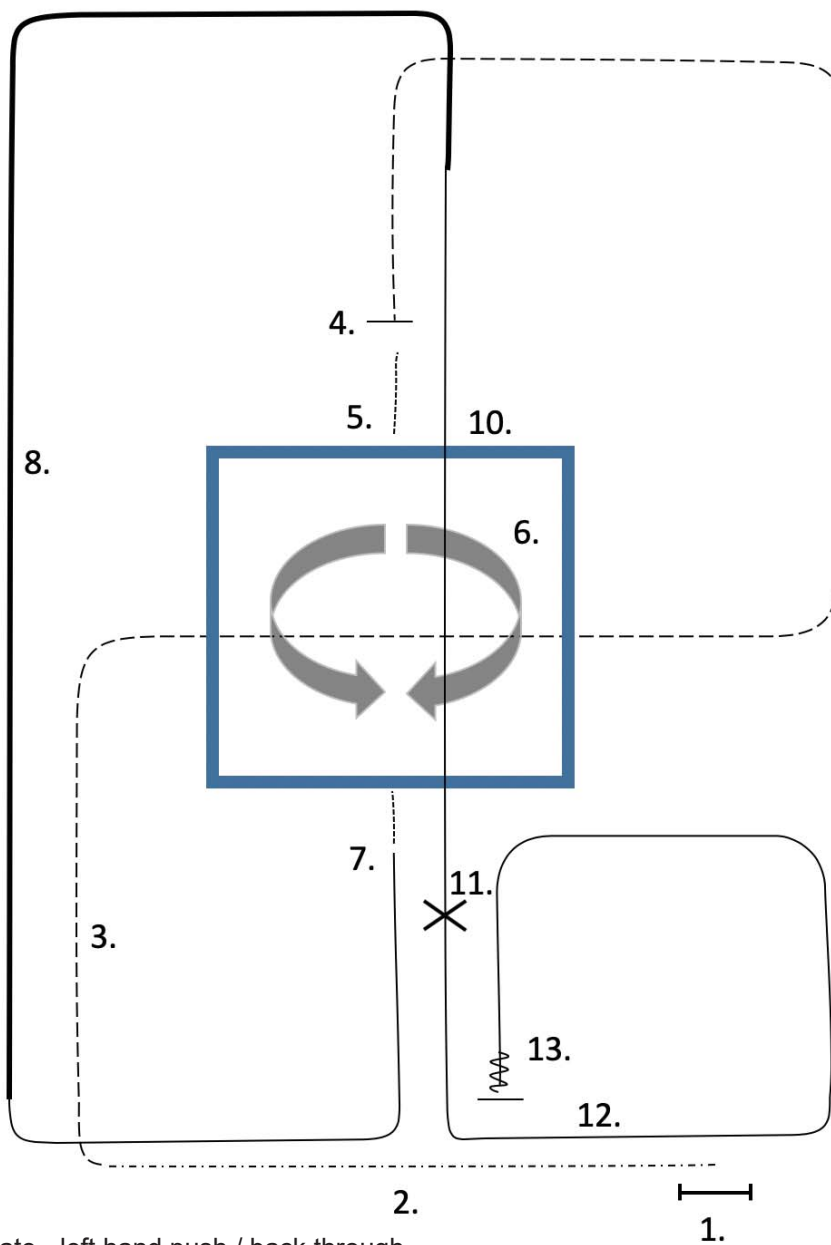
5052 Bavarian Golden Series Showmanship



Be ready at Marker A

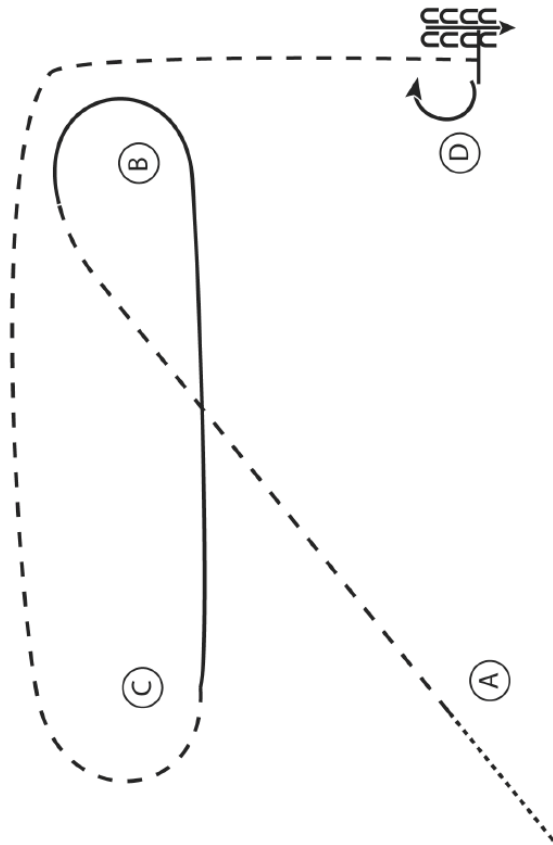
1. When acknowledged walk, then trot a circle, then walk straight away
2. Stop and perform a 270° turn
3. Back up 2 horse lengths
4. Perform 1 ½ turns
5. Trot 3 square coners
6. Walk prior to the next corner and walk straight to the judge
7. Perform 1 ¼ turns
8. Set up your horse for inspection
9. After being dismissed back the horse as shown
10. Trot a half circle and stop halfway past the center line
11. Pattern completed; exit at a walk or trot

5054 Bavarian Golden Series Ranch Riding



1. Gate - left hand push / back through
2. Jog
3. Ext. jog - jog poles
4. Stop
5. Walk / walk in box
6. 360° turn each direction - either direction first
7. Lope right lead
8. Extended lope
9. Collected lope
10. Lope poles
11. Change leads
12. Lope left lead
13. Stop and back

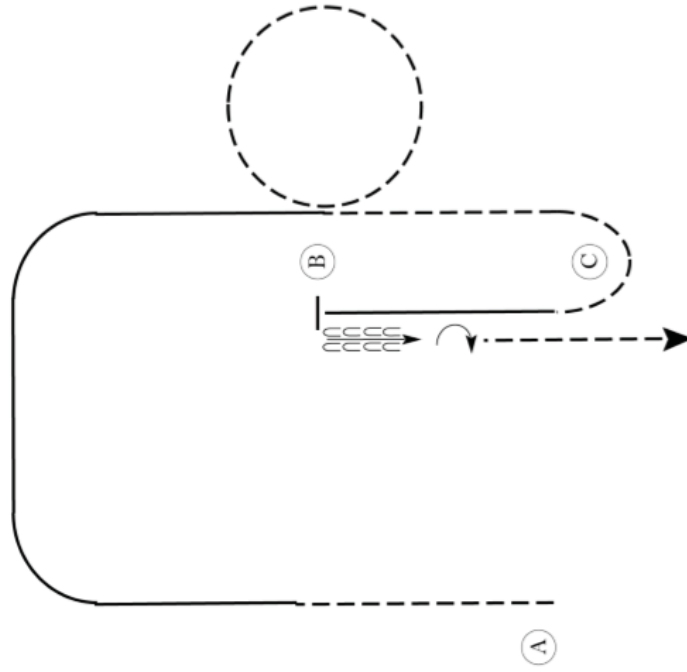
AQHA 1/2 4520 Youth Hunt Seat Equitation
3520 AQHA 1/2 Novice Amateur Hunt Seat Equitation



1. Walk to A.
2. Sitting trot to B.
3. At B canter on the right lead around B to C.
4. At C posting trot around C and B to D.
5. At D stop and perform a 180 degree turn to the right on the hindquarters.
6. Back 4 steps.

NOTE: The drawn description of this pattern is only intended for the general depictions of the pattern. Contestants should utilize the arena space to best exhibit their horses.

2520 AQHA 1/2 Amateur Hunt Seat Equitation

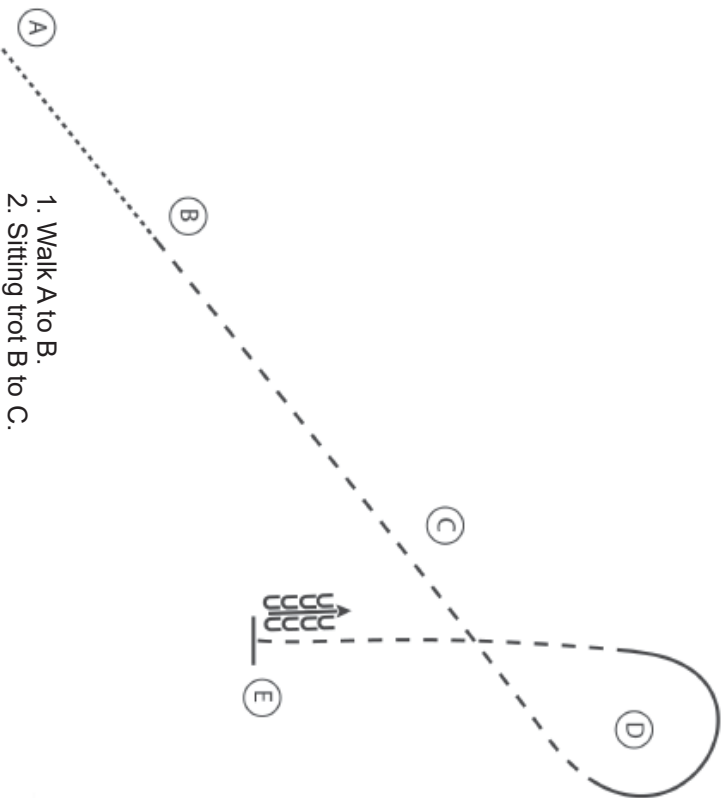


Be ready at A.

1. Trot on the left diagonal until even with B.
2. Canter on the right lead to B.
3. Trot a circle to the left on the correct diagonal.
4. Change diagonals and trot to and around C.
5. Canter left lead to B.
6. Stop and back approximately one horse length.
7. Perform a 180 degree turn to the right on the hindquarters and trot to exit.

NOTE: The drawn description of this pattern is only intended for the general depictions of the pattern. Contestants should utilize the arena space to best exhibit their horses.

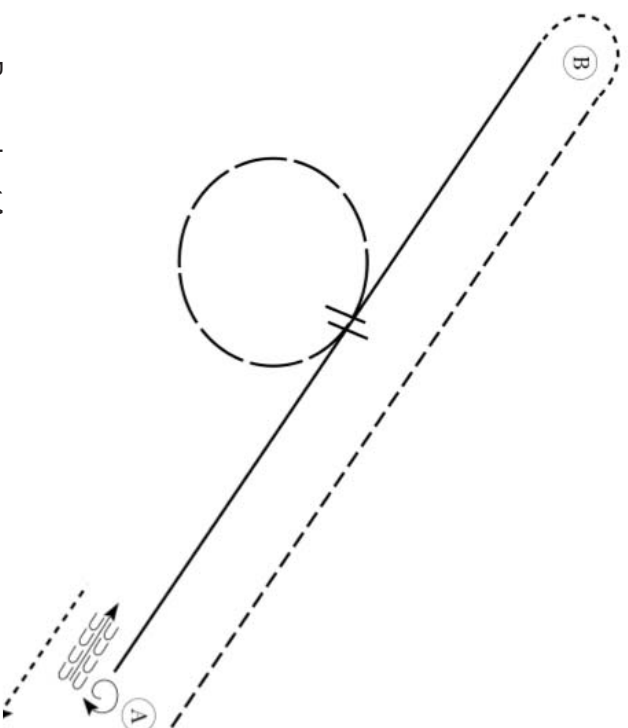
AQHA 3/4 3520 Novice Amateur Hunt Seat Equitation



1. Walk A to B.
2. Sitting trot B to C.
3. Posting trot C to D on the left diagonal.
4. At D counter canter around D.
5. At D posting trot on the right diagonal to E.
6. Stop at E and back 4 steps.

NOTE: The drawn description of this pattern is only intended for the general depictions of the pattern. Contestants should utilize the arena space to best exhibit their horses.

AQHA 3/4 2520 Amateur Hunt Seat Equitation



- Be ready at A.
1. Posting trot on the left diagonal halfway to B.
 2. Change diagonals and trot to B.
 3. Break to the walk and walk around B.
 4. Canter on the right lead halfway to A.
 5. Extend the canter in a circle to the right.
 6. Perform a simple lead change and canter to A.
 7. Halt at A and perform a 360 degree turn on the forehand to the right.
 8. Back approximately on horse length.
- Pattern is over once you have backed. Walk off.

NOTE: The drawn description of this pattern is only intended for the general depictions of the pattern. Contestants should utilize the arena space to best exhibit their horses.