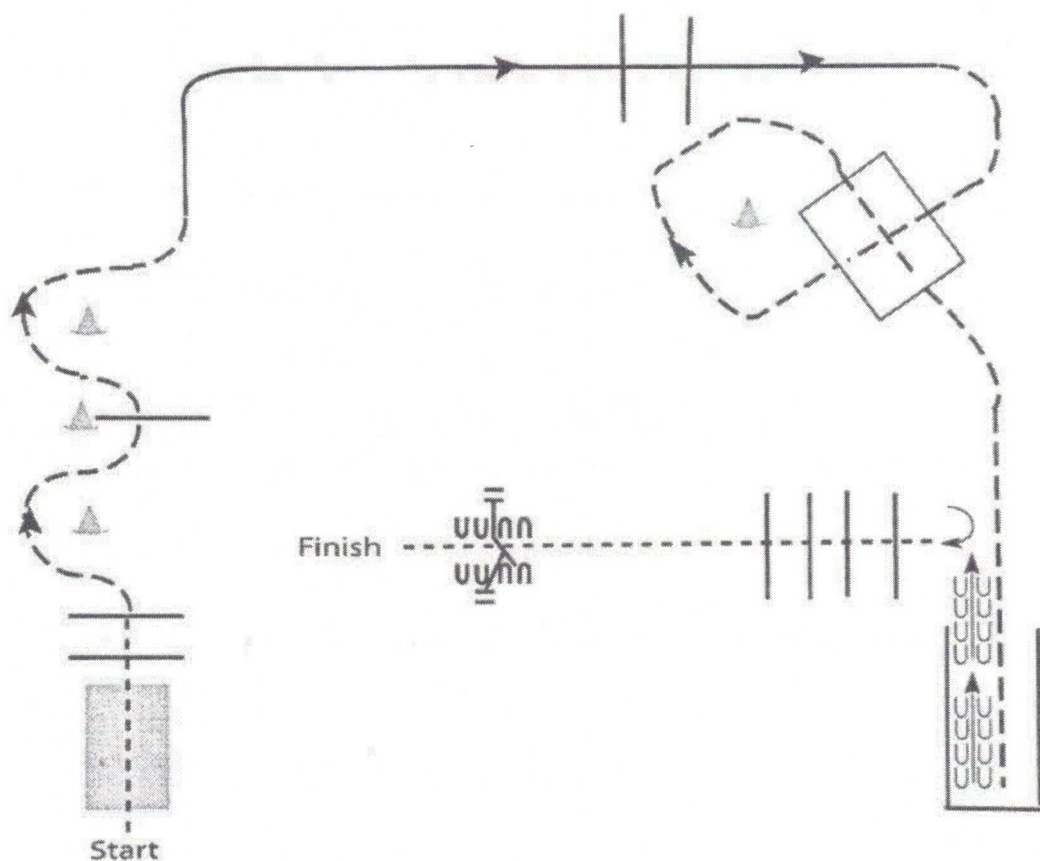


East Summer Show 2025

Trail All L1

Show Date: 06-20/21-2025



Be ready at start.

1. Walk over bridge and over poles.
2. Jog through serpentine and over pole.
3. Lope on the right lead over poles.
4. Jog through box and into chute.
5. Back out of chute.
6. Turn 90 degrees and walk over poles.
7. Work gate with left hand.

Walk	-----
Jog	- - - - -
Extended Jog	- - - - -
Lope	=====
Leg Yield	
Lead Change	↗ ↘
Back	←←←←←
Marker	(B)
Sidepass	←-----→

Pattern Provided by:

.. . . .

[T/1-6]

www.horsheshowpatterns.com

East Summershow 2025

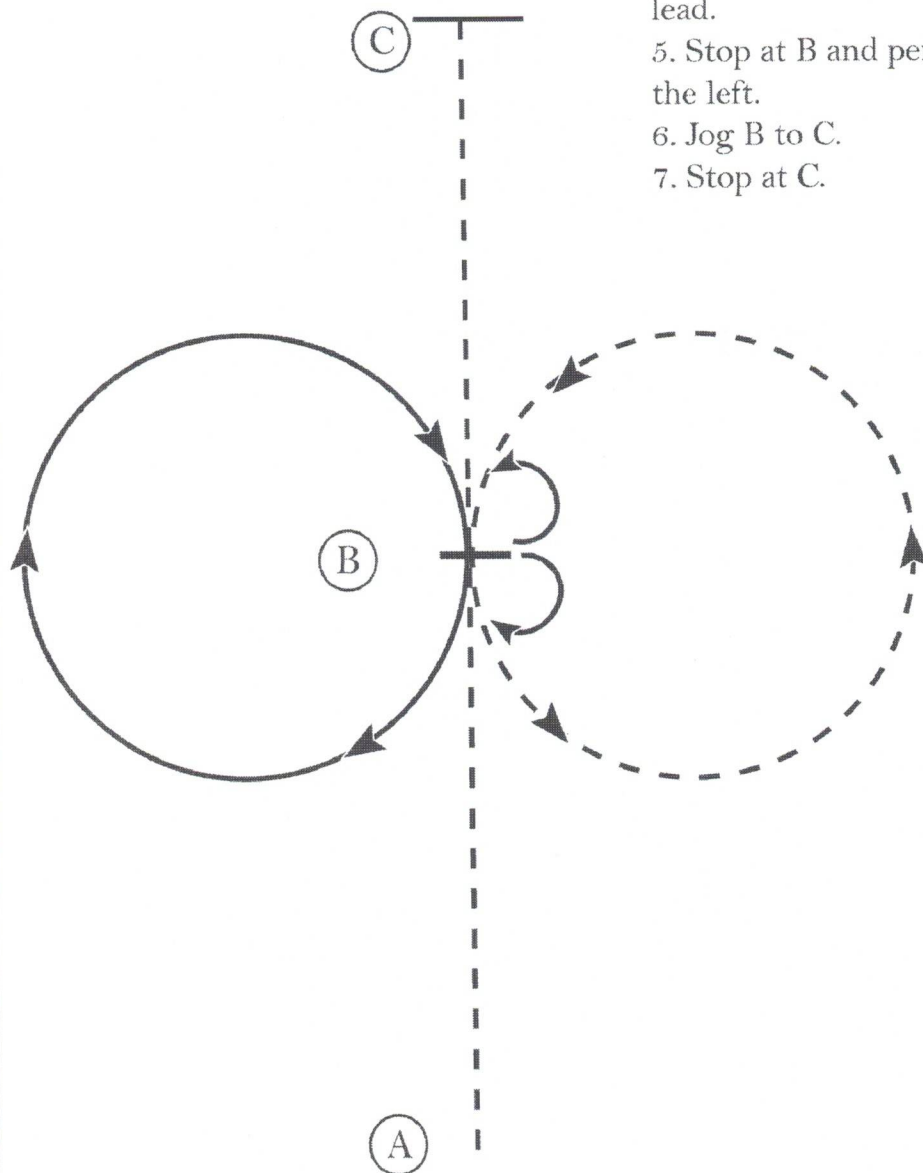
Western Horsemanship (L1 Amateur / L1 Youth / Rasseoffen)

Show Date: 06-20/21-2025

www.HorseShowPatterns.com

www.HorseShowPatterns.com

1. Jog A to B.
2. Stop at B and perform a 180 degree turn to the right on the hindquarters.
3. Jog a circle to the left.
4. At B lope a circle to the right on the right lead.
5. Stop at B and perform a 180 degree turn to the left.
6. Jog B to C.
7. Stop at C.



Walk
Jog	-----
Extended Jog	-----
Lope	—————
Leg Yield	
Lead Change	
Back	
Marker	(B)
Sidepass	

[WH/1-10]

Pattern Provided by:

Judges

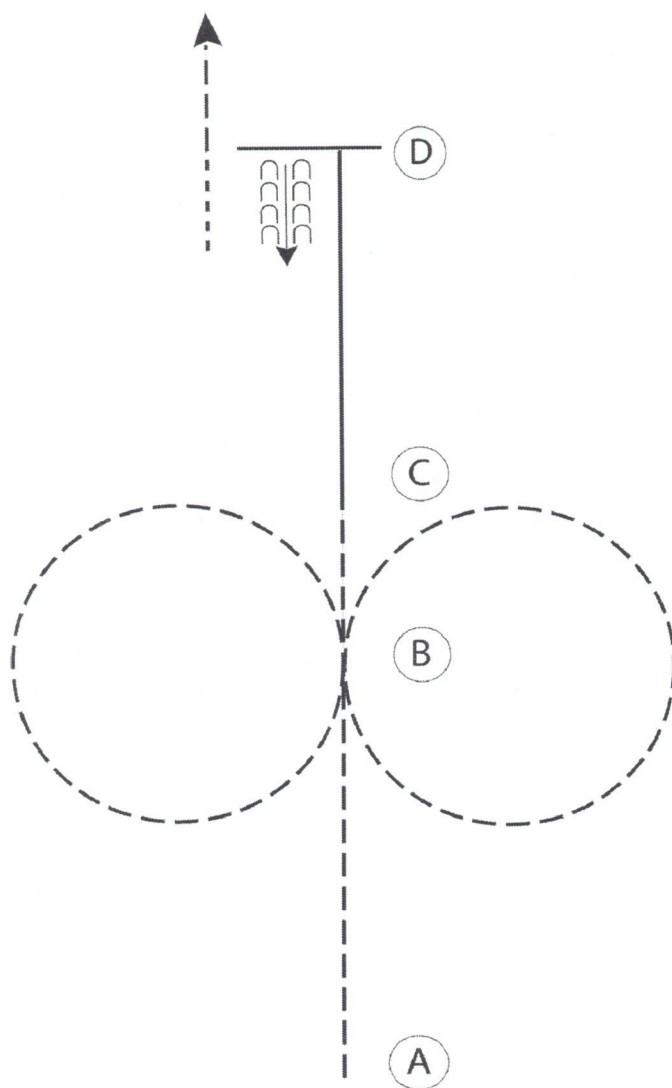
East Summershow 2025

Hunt Seat Equitation (L1 Amateur / L1 Youth)

Show Date: 06-20/21-2025

www.HorseShowPatterns.com

www.HorseShowPatterns.com



1. Sitting trot from A to B
2. Perform a figure eight at the posting trot starting to the right
3. Continue posting trot to C
4. Canter right lead to D
5. At D stop and back five steps
6. Walk five steps and trot to the line

Walk	-----
Trot	-----
Extended Trot	-----
Canter	-----
Leg Yield	
Lead Change	---/---
Back	←C←C←C←C←C
Marker	(B)
Sidepass	←-----→
Hand Gallop	-----

[HSE/1-5]

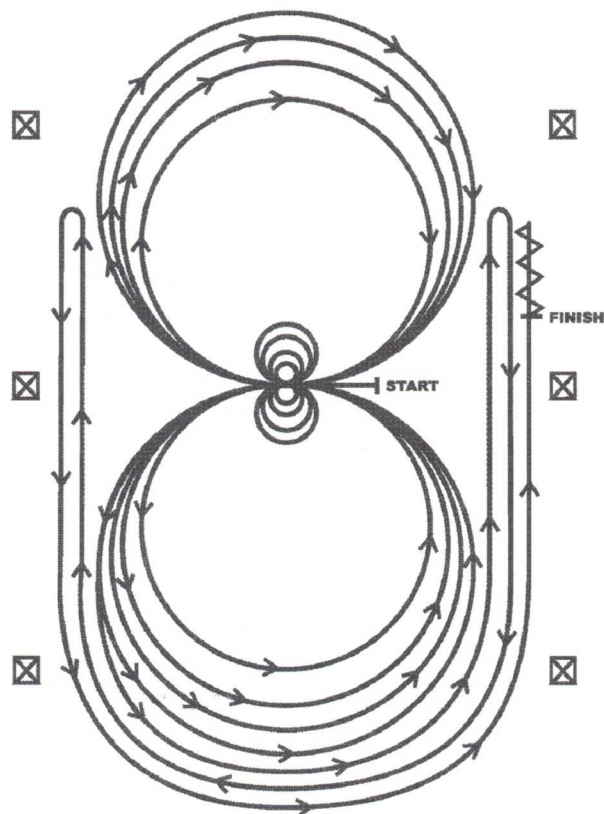
Pattern Provided by:
Judges

East Summer Show 2025

Reining Rasseoffen / Open / Youth

Show Date: 06-20/21-2025

REINING PATTERN 5



Horses may walk or jog to the center of arena. Horses must walk or stop prior to starting pattern. Beginning at the center of the arena facing the left wall or fence.

1. Beginning on the left lead, complete three circles to the left: the first two circles large and fast; the third circle small and slow. Stop at the center of the arena. Hesitate.
2. Complete four spins to the left. Hesitate.
3. Beginning on the right lead, complete three circles to the right: the first two circles large and fast; the third circle small and slow. Stop at the center of the arena. Hesitate.
4. Complete four spins to the right. Hesitate.
5. Beginning on the left lead, run a large fast circle to the left, change leads at the center of the arena, run a large fast circle to the right, and change leads at the center of the arena. (Figure 8)
6. Continue around previous circle to the left but do not close this circle. Run up the right side of the arena past the center marker and do a right rollback at least twenty feet (six meters) from the wall or fence—no hesitation.
7. Continue around previous circle but do not close this circle. Run up the left side of the arena past the center marker and do a left rollback at least twenty feet (six meters) from the wall or fence—no hesitation.
8. Continue back around previous circle but do not close this circle. Run up the right side of the arena past the center marker and do a sliding stop at least twenty feet (six meters) from the wall or fence. Back up at least ten feet (three meters). Hesitate to demonstrate completion of the pattern.

[R/AQHAP-5]

Pattern Provided by:

Helga Hommel

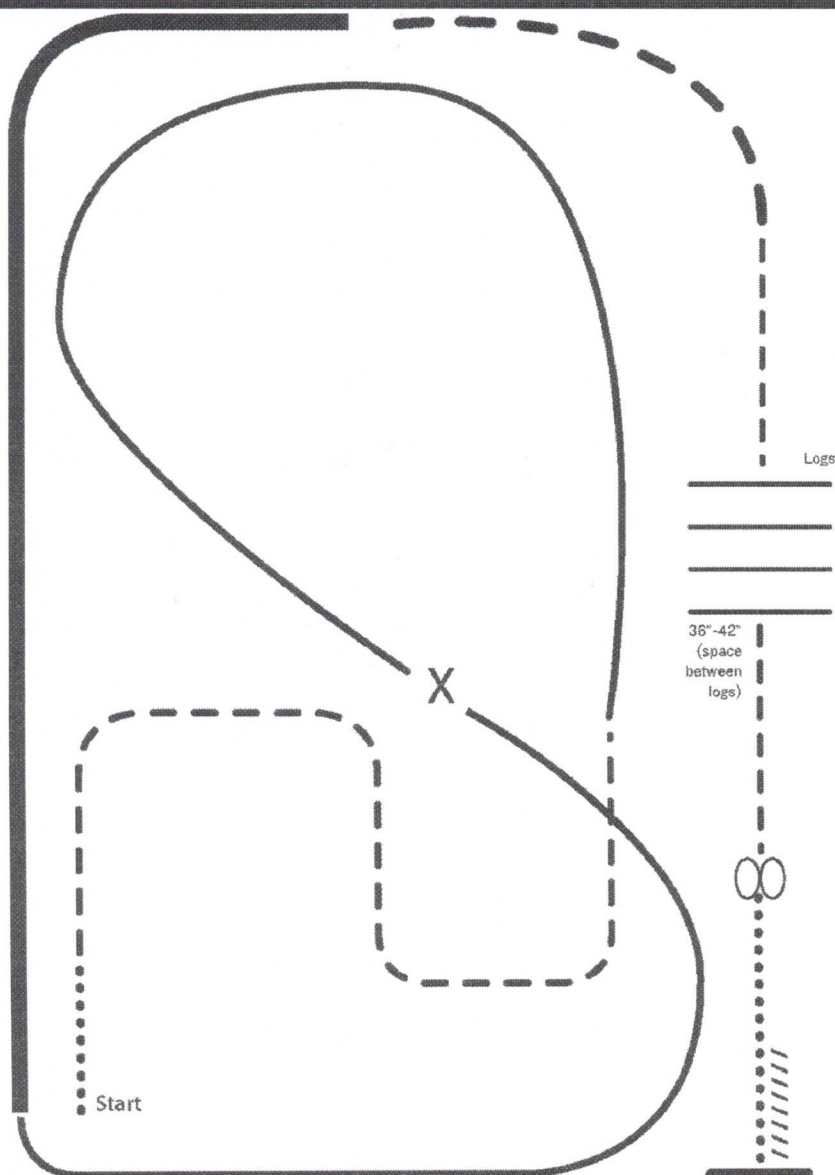
East Summer Show 2025

Ranch Riding L1 Youth/L1 Amateur/L1 Open/Youth

Show Date: 06-20/21-2025

www.HorseShowPatterns.com

www.HorseShowPatterns.com



- X Lead Change
- Walk
 - Trot
 - Ext trot
 - Lope
 - Ext Lope
 - //// Back

1. Walk
2. Trot serpentine
3. Lope left lead around the end of the arena and then diagonally across the arena
4. Change leads (simple or flying) and
5. Lope on the right lead around end of the arena
6. Extend lope on the straight away and around corner to the center of the arena
7. Extend trot around corner of the arena
8. Collect to a trot
9. Trot over logs
10. Stop, do 360 degree turn each direction (either direction 1st) (L-R or R-L)
11. Walk, stop and back

[RR/AQHA-3]

Pattern Provided by:

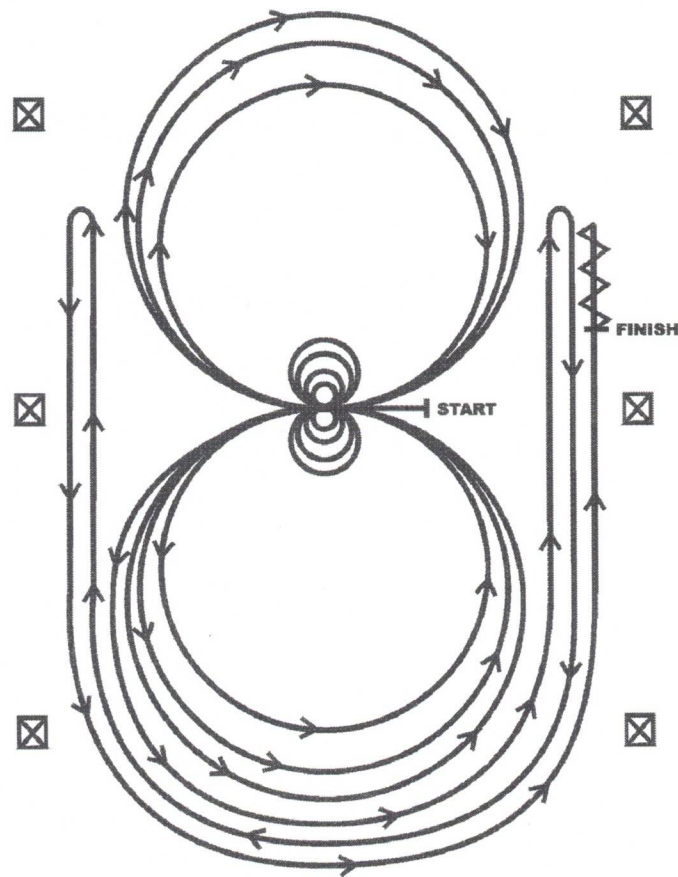
Helga Hommel

East Summer Show 2025

Reining L1 Green / Amateur

Show Date: 06-20/21-2025

REINING PATTERN 6



Horses may walk or jog to the center of arena. Horses must walk or stop prior to starting pattern. Beginning at the center of the arena facing the left wall or fence.

1. Complete four spins to the right. Hesitate.
2. Complete four spins to the left. Hesitate.
3. Beginning on the left lead, complete three circles to the left: the first two circles large and fast; the third circle small and slow. Change leads at the center of the arena.
4. Complete three circles to the right: the first two circles large and fast; the third circle small and slow. Change leads at the center of the arena.
5. Begin a large circle to the left but do not close this circle. Run up the right side of the arena past the center marker and do a right rollback at least twenty feet (six meters) from the wall or fence—no hesitation.
6. Continue back around previous circle but do not close this circle. Run up the left side of the arena past the center marker and do a left rollback at least twenty feet (six meters) from the wall or fence—no hesitation.
7. Continue back around previous circle but do not close this circle. Run up the right side of the arena past the center marker and do a sliding stop at least twenty feet (six meters) from the wall or fence. Back up at least ten feet (three meters). Hesitate to demonstrate the completion of the pattern.

[R/AQHAP-6]

Pattern Provided by:

Helga Hommel

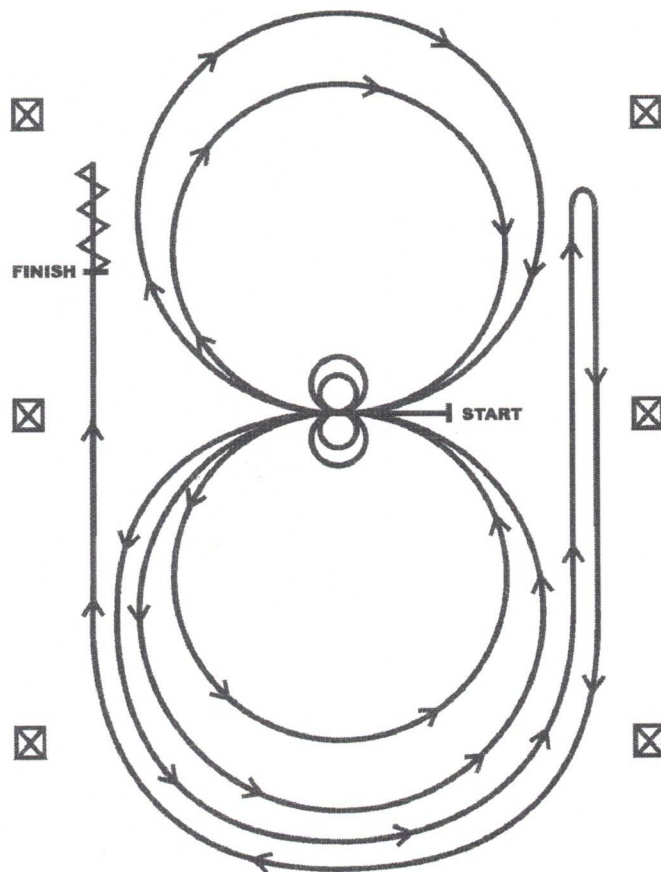
East Summer Show 2025

Reining L1 Youth / L1 Amateur

Show Date: 06-20/21-2025

REINING PATTERN A

Approved only for Level I Youth & Amateur, Youth I3 & Under



Horses may walk or jog to the center of the arena. Horses must walk or stop prior to starting the pattern. Beginning at the center of the arena facing the left wall or fence.

1. Beginning on the left lead, complete two circles to the left. Stop at the center of the arena. Hesitate.
2. Complete two spins to the left. Hesitate.
3. Beginning on the right lead complete two circles to the right. Stop at the center of the arena. Hesitate.
4. Complete two spins to the right. Hesitate.
5. Beginning on the left lead, go around the end of the arena, run down the right side of the arena past center marker, stop and roll back right.
6. Continue around the end of the arena to run down the left side of the arena past the center marker. Stop. Back up. Hesitate to demonstrate completion of the pattern. See the Judges' Guide for a summary of other allowances made in the Handbook.

[R/AQHAP-A]

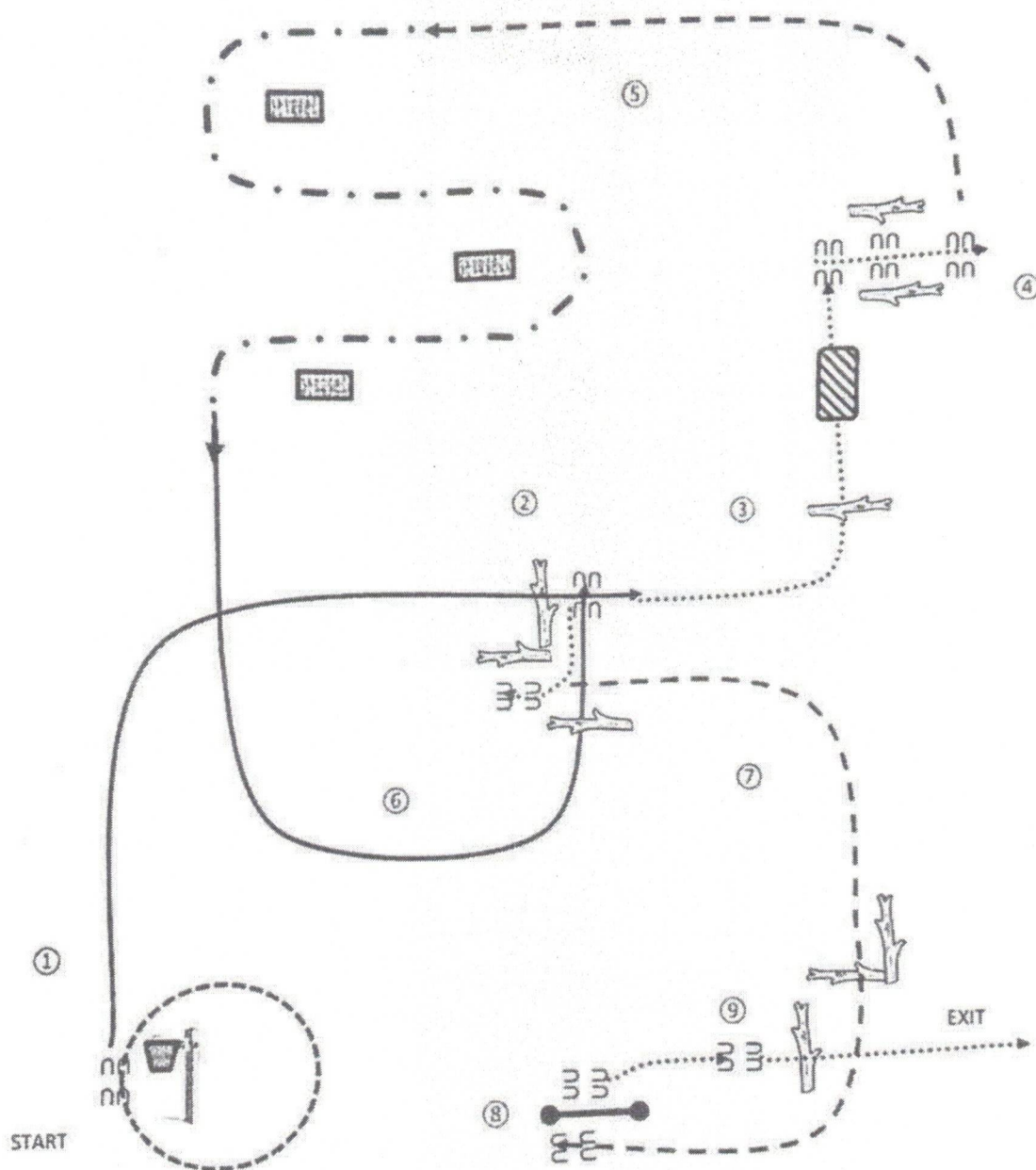
Pattern Provided by:

Helga Hommel

East Summer Show 2025

Ranch Trail All L1 / Youth

Show Date: 06-20/21-2025



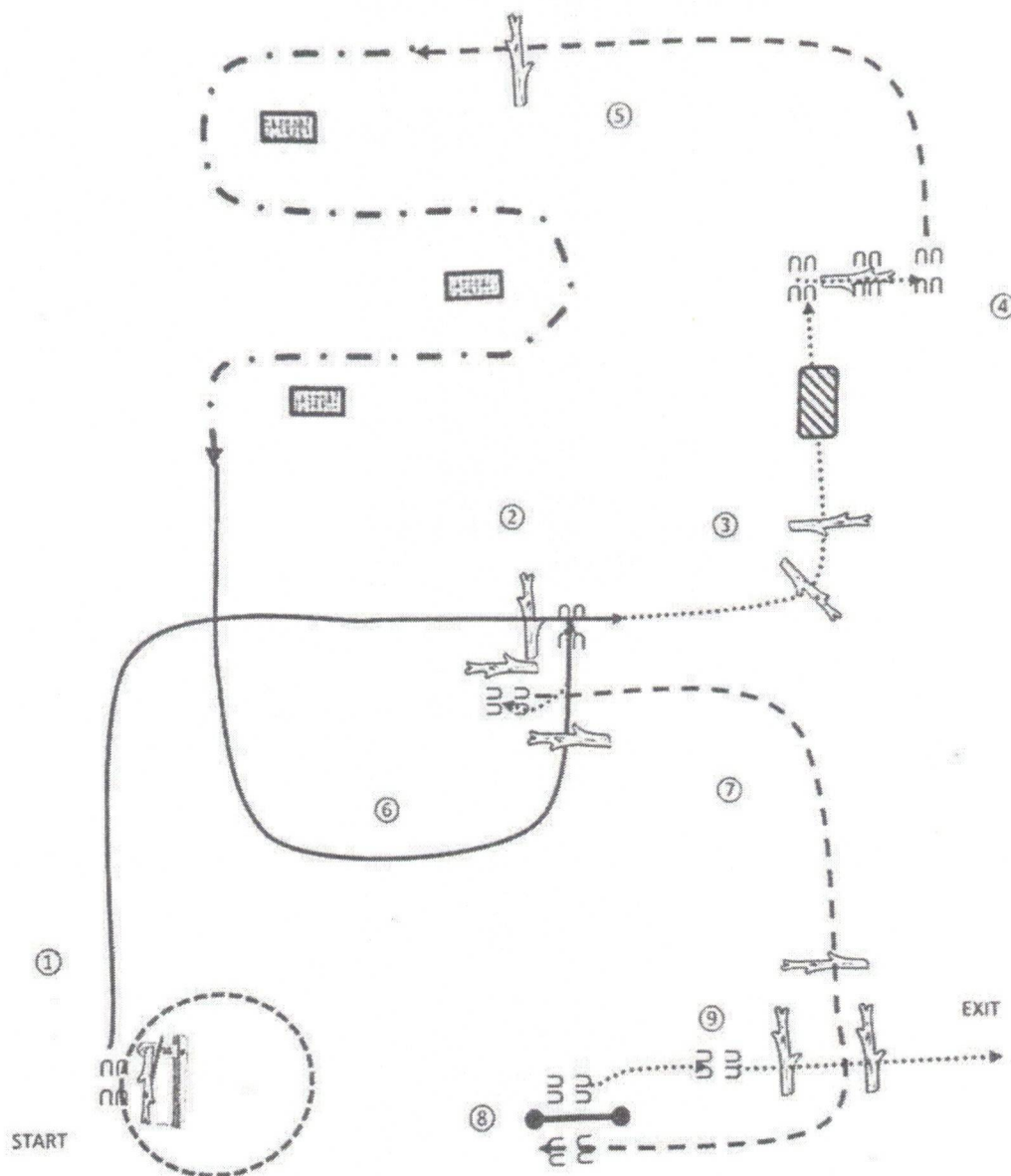
- 1 PICK UP BUCKET -CARRY BUCKET -WALK OR TROT RIGHT CIRCLE-PUT BUCKET BACK TO START
- 2 RL LOPE OVER LOG
- 3 BREAK TO A WALK- **DO NOT STOP**- WALK OVER
- 4 BRIDGE-STOP-SIDE PASS IN CHUTE-TROT OUT
- 5 TROT -EXTEND THE TROT SERPENTINE AROUND HAY BALES
- 6 LL LOPE OVER LOG INTO CHUTE-STOP-BACK L-TROT OUT
- 7 TROT OVER LOG TO GATE-STOP
- 8 WORK GATE-WALK TO LOG-STOP
- 9 DISMOUNT LEAD HORSE OUT OVER LOG TO EXIT

ANNDENNISDESIGN COPYRIGHT 2024
ALL RIGHTS RESERVED

East Summer Show 2025

Ranch Trail Open / Amateur

Show Date: 06-20/21-2025



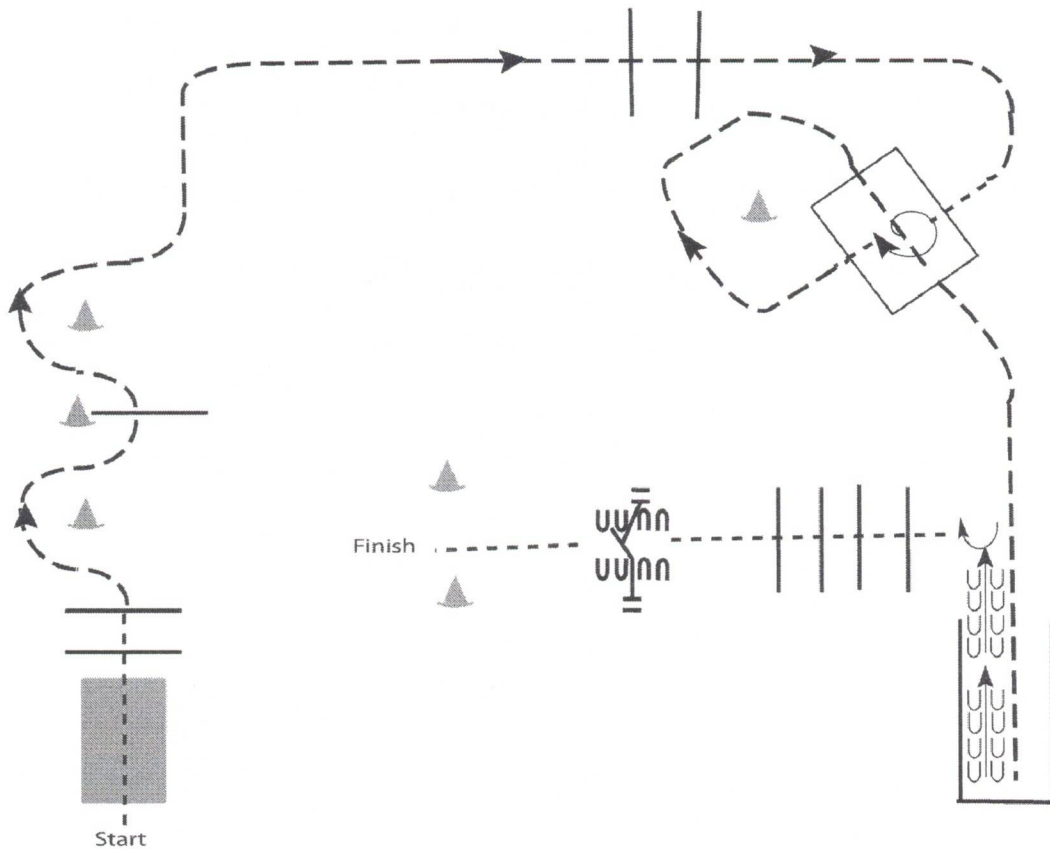
- 1 LOG DRAG -WALK OR TROT RIGHT CIRCLE-BRING LOG BACK TO START
- 2 RL LOPE OVER LOG
- 3 BREAK TO A WALK- **DO NOT STOP**- WALK OVERS
- 4 BRIDGE-STOP-SIDE PASS LOG-TROT OUT
- 5 TROT OVER LOG-EXTEND THE TROT SERPENTINE AROUND HAY BALES
- 6 LL LOPE OVER LOG INTO CHUTE-STOP-BACK L-TROT OUT
- 7 TROT OVER LOG THROUGH CHUTE TO GATE-STOP
- 8 WORK GATE-WALK TO LOGS-STOP
- 9 DISMOUNT LEAD HORSE OUT OVER LOGS TO EXIT

ANNIDENNISDESIGN COPYRIGHT 2024
ALL RIGHTS RESERVED

East Summer Show 2025

Trail in Hand Open / Amateur

Show Date: 06-20/21-2025



1. Walk over bridge and over poles.
2. Jog through serpentine and over pole.
3. Continue to jog over poles.
4. Break to a walk and walk into box. Turn a full turn to the right and walk out of box.
5. Jog through box and into chute
6. Back out of chute
7. Turn 90 degrees and walk over poles to gate
8. Work gate and walk to finish

Walk	-----
Jog	- - - - -
Extended Jog	- - - - -
Lope	=====
Leg Yield	
Lead Change	///
Back	←←←←←
Marker	(B)
Sidepass	→-----←

[T/1-6]

Pattern Provided by:

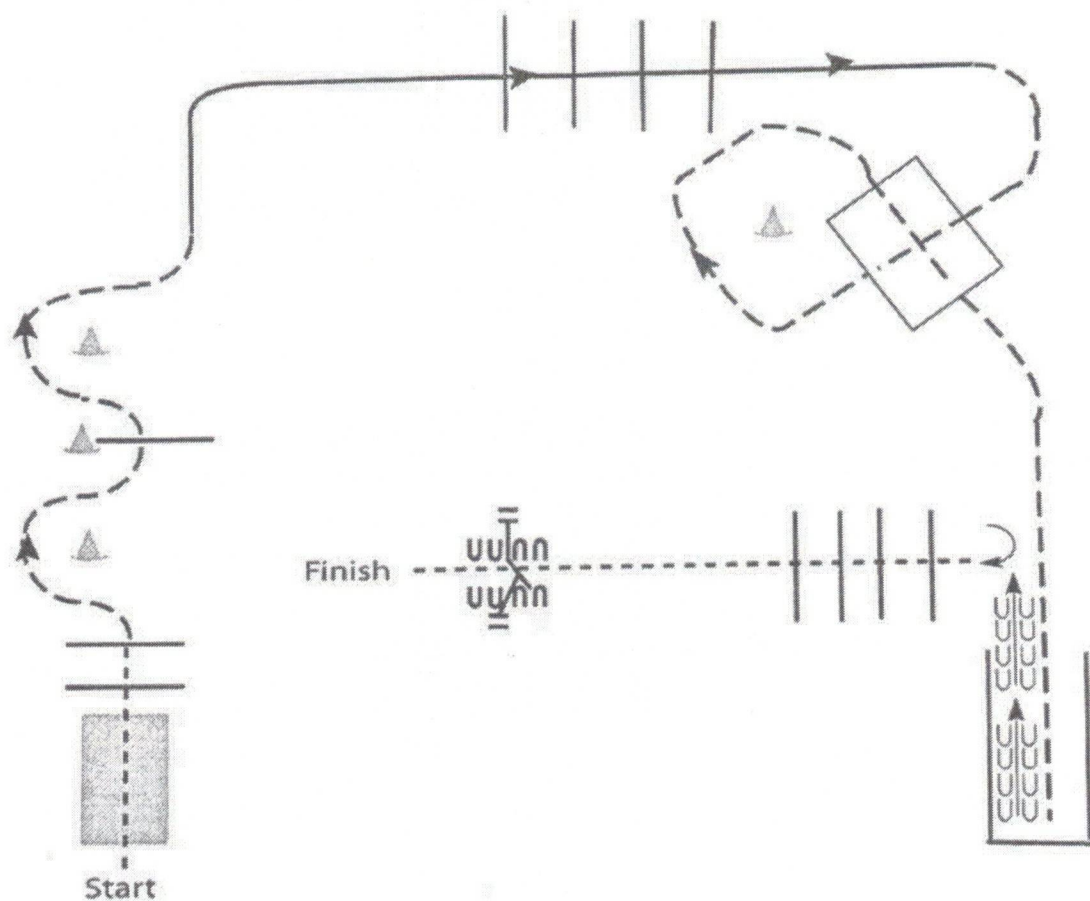
Helga Hommel

[T/1-6]

East Summer Show 2025

Trail Amateur / Open Senior

Show Date: 06-20/21-2025



Be ready at start.

1. Walk over bridge and over poles.
2. Jog through serpentine and over pole.
3. Lope on the right lead over poles.
4. Jog through box and into chute.
5. Back out of chute.
6. Turn 90 degrees and walk over elevated poles.
7. Work gate with left hand.

Walk	-----
Jog	- - - - -
Extended Jog	- - - - -
Lope	=====
Leg Yield	
Lead Change	XXXXX
Back	←←←←←
Marker	(B)
Sidepass	←-----→

Pattern Provided by:

.. . . .

[T/1-6]

www.horsheshowpatterns.com

East Summer Show 2025

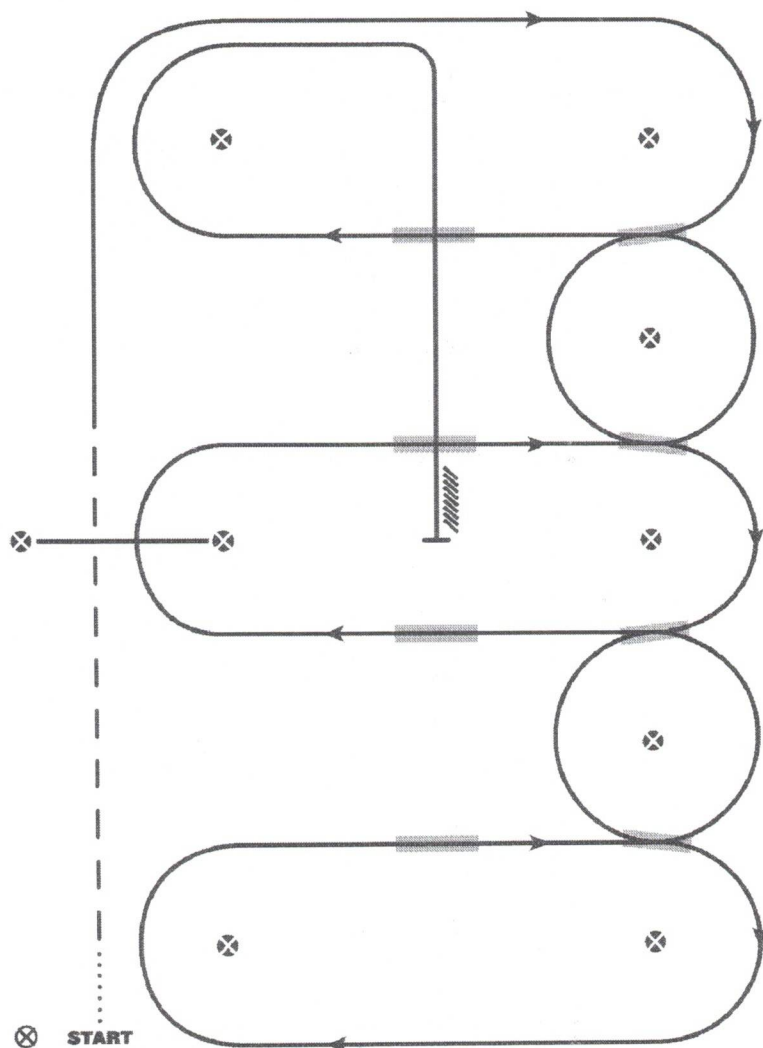
Western Riding Open Senior / Rasseoffen

Show Date: 06-20/21-2025

WESTERN RIDING - PATTERN 6

LEGEND

.....	Walk
- - - -	Jog
————	Lope
////	Back
=====	Lead Changing Area



1. Walk at least 15 feet from start cone to the first marker, transition to jog, jog over log
2. Transition to the lope right lead & lope around end
3. First line change
4. Second line change
5. Third line change
6. Fourth line change lope around the end of arena
7. First crossing change
8. Second crossing change
9. Lope over log
10. Third crossing change
11. Fourth crossing change
12. Lope up the center, stop & back

Revised 06-07-2021

[WR/OP-6]

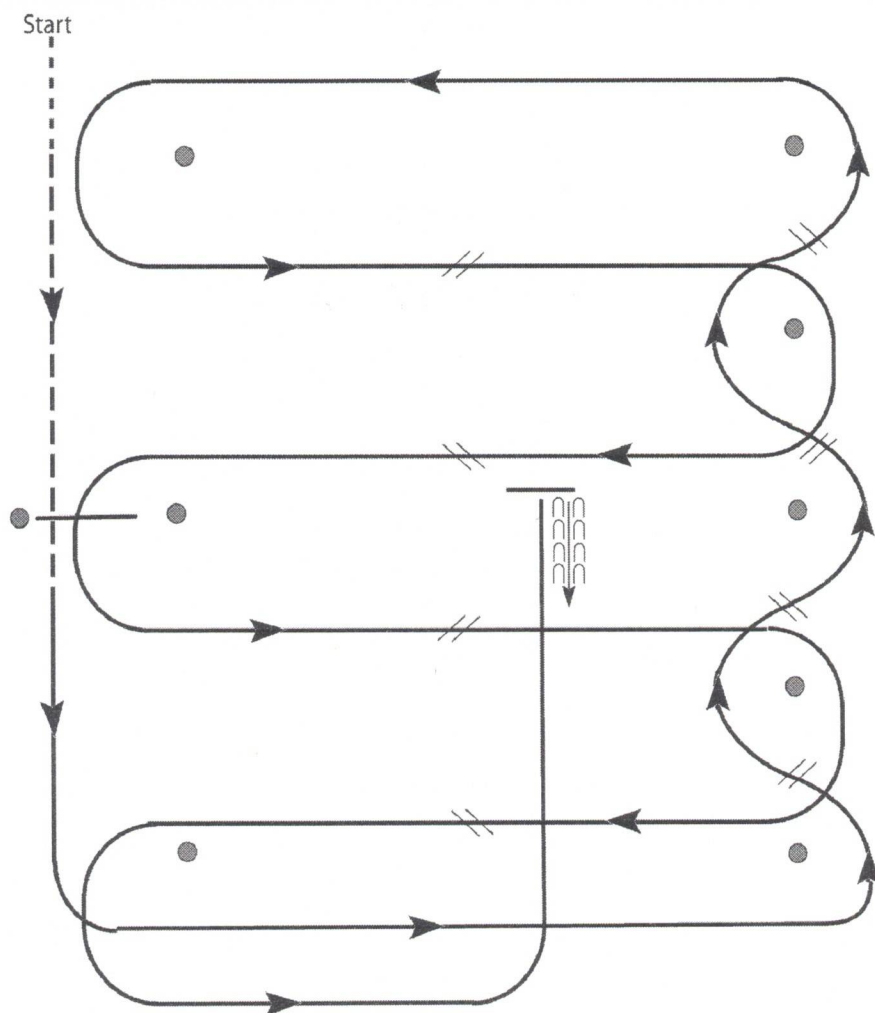
Pattern Provided by:

Helga Hommel

East Summer Show 2025

Western Riding Amateur / Youth / Open Junior

Show Date: 06-20/21-2025



1. Walk and jog over log.
2. Transition to lope and lope around end.
3. First line change.
4. Second line change.
5. Third line change.
6. Fourth line change and lope around the end of the arena.
7. First crossing change.
8. Second crossing change.
9. Lope over log.
10. Third crossing change.
11. Fourth crossing change.
12. Lope up the center, stop and back.

[WR/OP-1]

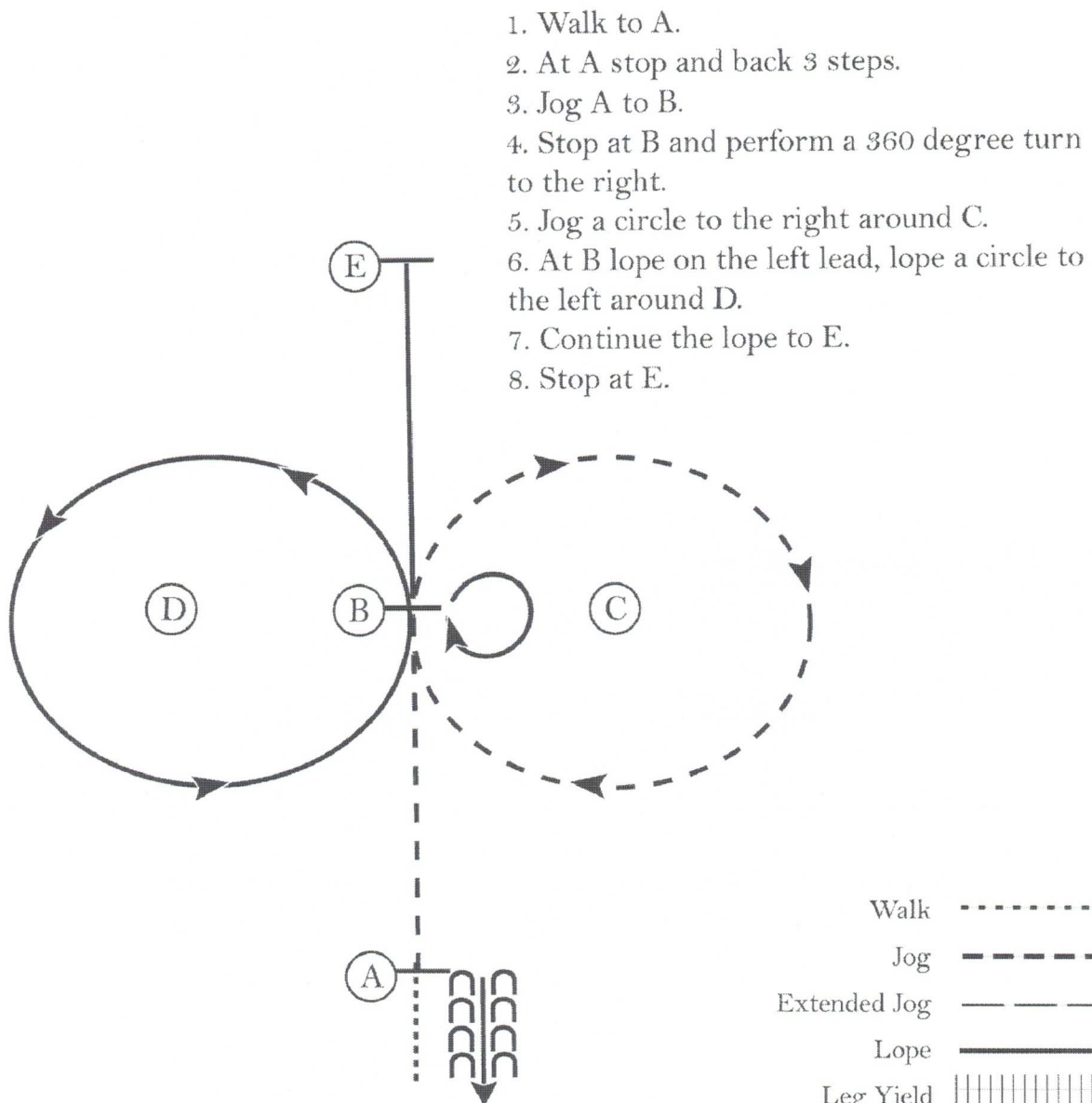
Pattern Provided by:

Helga Hommel

East Summershow 2025

Western Horsemanship (Amateur / Youth)

Show Date: 06-20/21-2025



Walk
Jog	-----
Extended Jog	- - - - -
Lope	—————
Leg Yield	
Lead Change	///
Back	CCCCC
Marker	(B)
Sidepass	←-----→

[WH/1-16]

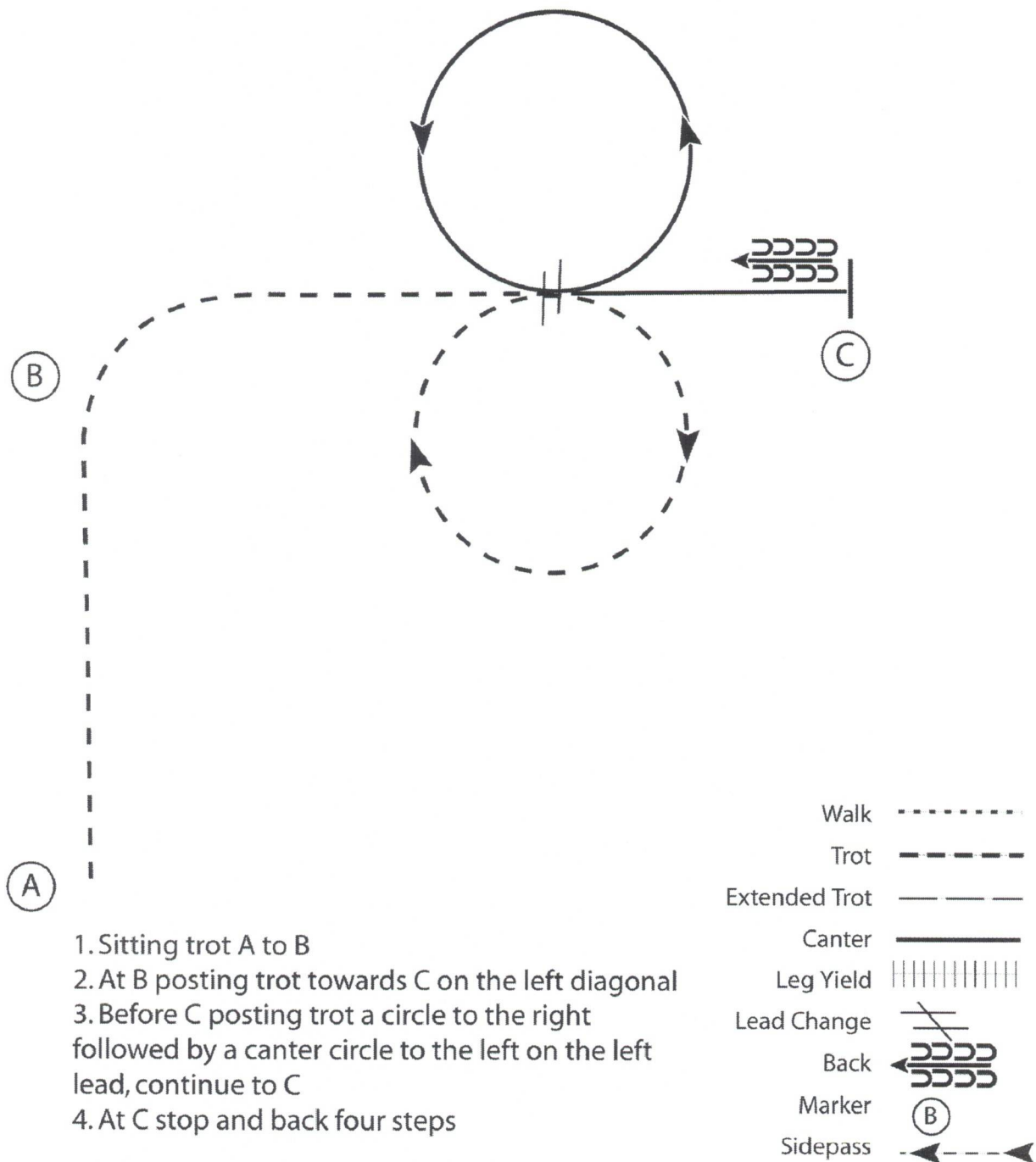
Pattern Provided by:

Judges

East Summershow 2025

Hunt Seat Equitation (Amateur / Youth)

Show Date: 06-20/21-2025



[HSE/1-10]

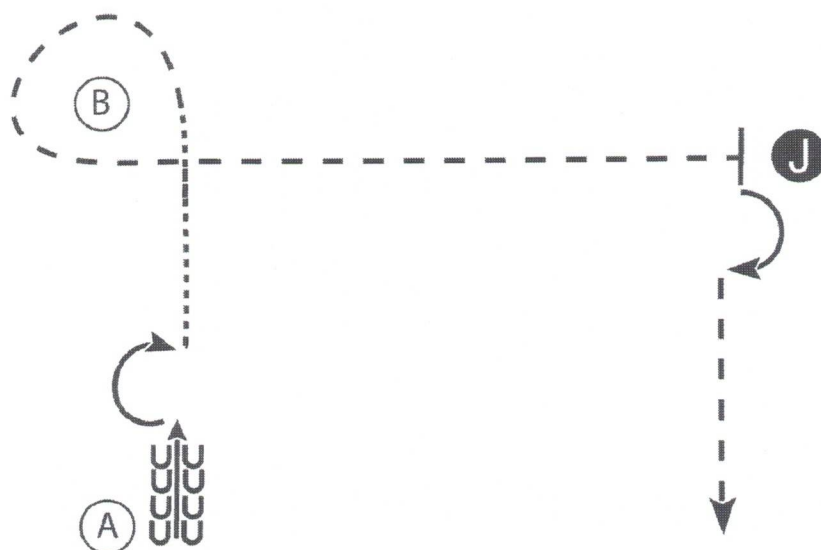
Pattern Provided by:

Judges


East Summershow 2025

Showmanship (L1 Amateur / L1 Youth/ Rasseoffen)

Show Date: 06-20/21-2025



1. At A back 4 steps
2. Perform a 180 degree turn
3. Walk to B
4. At B trot around B and to the judge, set up for inspection
5. When dismissed perform a 90 degree turn and trot straight away from the judge

Walk
Trot - - - - -
Back ← 
Marker (B)
Judge (J)

[S/2-1]

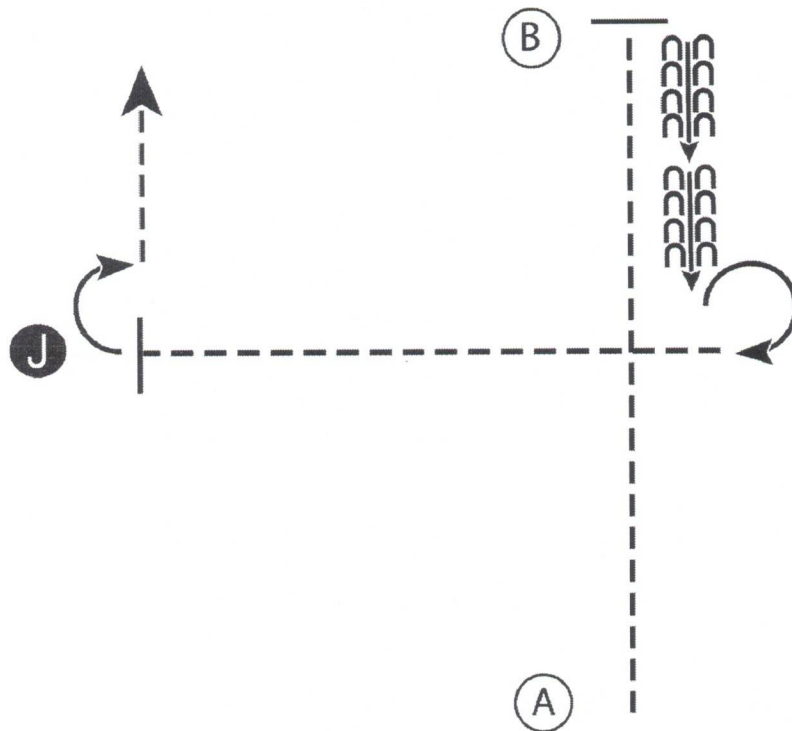
Pattern Provided by:

Judges

East Summershow 2025

Showmanship (Amateur / Youth)

Show Date: 06-20/21-2025



1. Trot A to B
2. Stop at B and back halfway to A
3. Stop and perform a 270 degree turn
4. Trot to judge and set up for inspection
5. When dismissed perform a 90 degree turn and trot away from judge

Walk - - - - -
Trot - - - - -
Back ← c c c c c
Marker (B)
Judge (J)

[S/2-3]

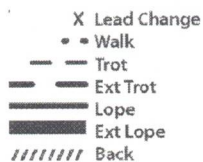
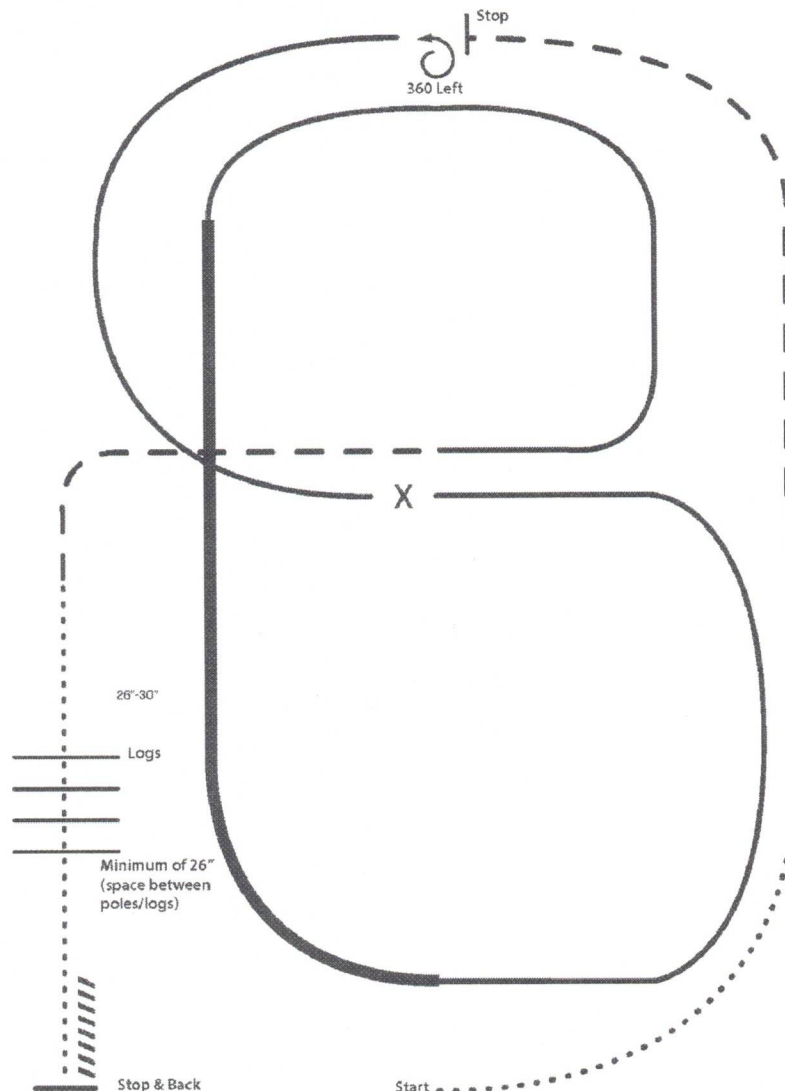
Pattern Provided by:

Judges

East Summer Show 2025

Ranch Riding Open Senior

Show Date: 06-20/21-2025



1. Walk
2. Trot
3. Extend the trot, at the top of the arena ,stop
4. 360 degree turn to the left
5. Left lead 1/2 circle, lope to the center
6. Change leads (simple or flying)
7. Right lead 1/2 circle
8. Extended lope up the long side of the arena (right lead)
9. Collect back to a lope around the top of the arena and back to center
10. Break down to an extended trot
11. Walk over logs
12. Stop and back

[RR/AQHA-1]

Pattern Provided by:

Helga Hommel

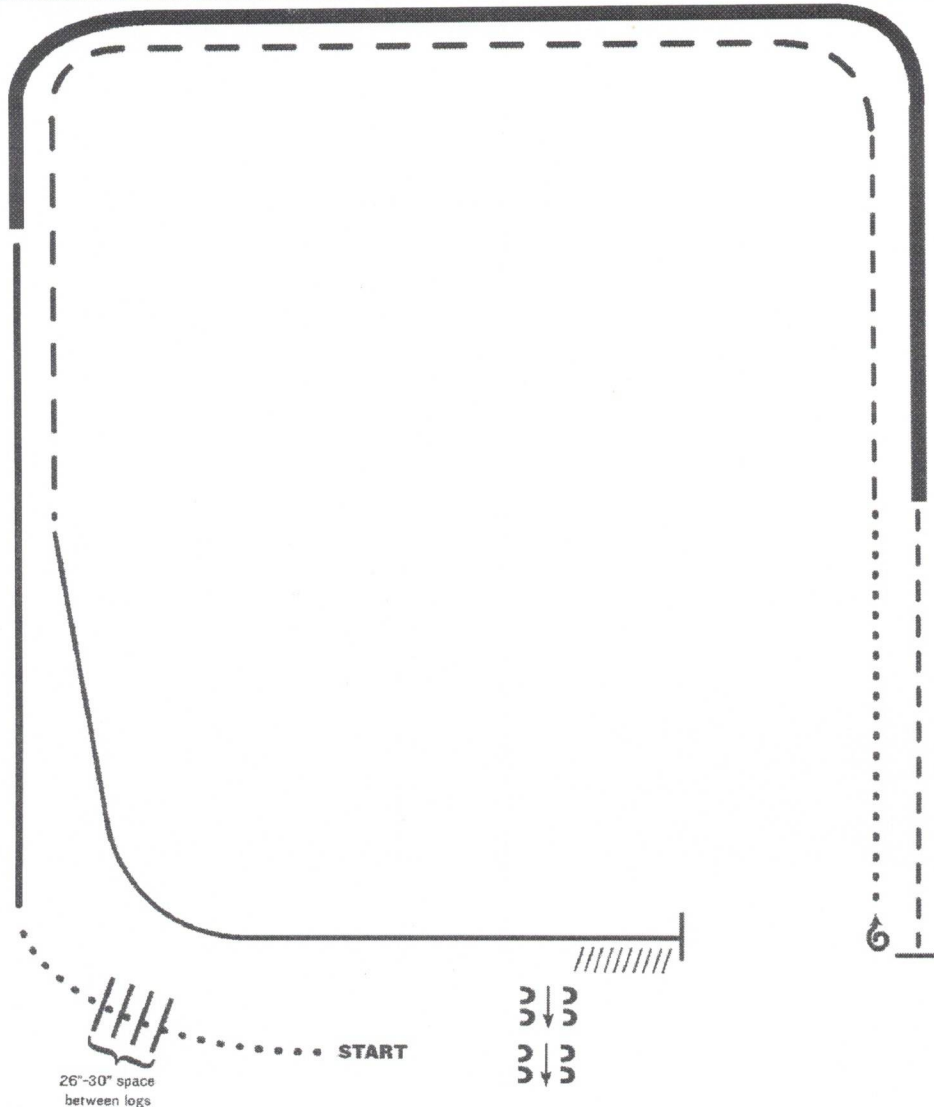
East Summer Show 2025

Ranch Riding Amateur/Junior Open/Rasseoffen

Show Date: 06-20/21-2025

www.HorseShowPatterns.com

www.HorseShowPatterns.com



1. Walk
2. Walk over logs
3. Lope right lead
4. Extended lope (right lead)
5. Trot
6. Stop, 1 1/2 turns right
7. Walk
8. Trot
9. Extended trot
10. Lope left lead
11. Stop and Back
12. Side pass right

Note: The drawn description of this pattern is only intended for the general depiction of the pattern. Exhibitors should utilize the arena space to best exhibit their horses.

[RR/AQHA-6]

Pattern Provided by:

Helga Hommel