

Patternübersicht



Jungpferde

Basis 4	Pattern 1
Basis 5	Pattern 1
Trail 4	Pattern 1
Trail 5	Pattern 1
Reining	Pattern 1

YOUNGSTARS

Reining	Pattern 5
Challenge	Pattern 1

Western Riding

LK 1A Senior	Pattern 3
LK 2A Senior	Pattern 3
LK 1/2B	Pattern 3
LK 3	Pattern 6
LK 2/1 A-Q Senior	Pattern 2
LK 2/1 B-Q	Pattern 2

Senior Superhorse (2018)

LK 1A	Pattern 3
LK 2A	Pattern 3
LK 1/2B	Pattern 3
LK 2/1 A-Q	Pattern 1
LK 2/1 B-Q	Pattern 1

Reining

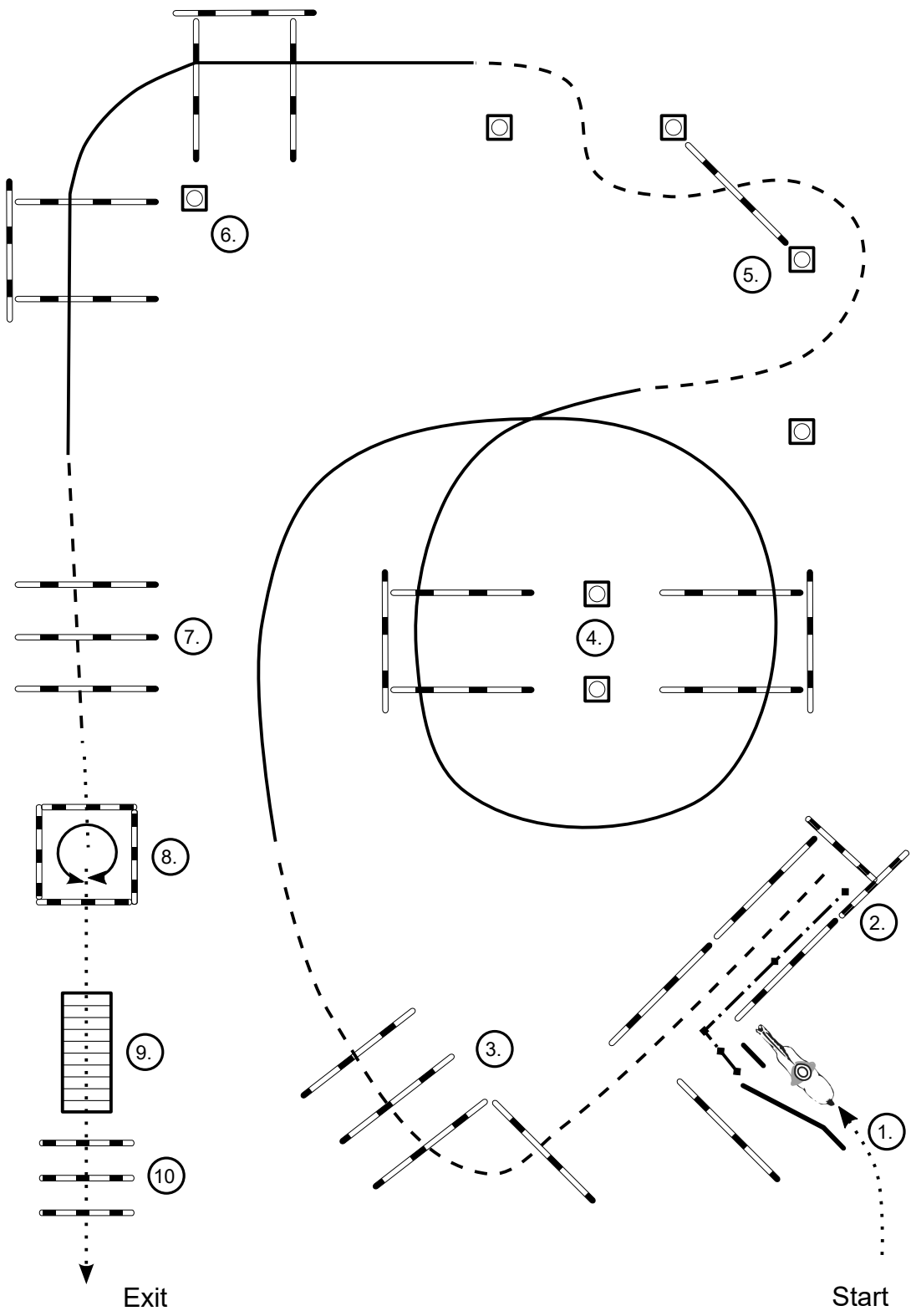
LK 1/2 Junior	Pattern 11
LK 1A Senior	Pattern 8
LK 2A Senior	Pattern 8
LK 1/2B	Pattern 6
LK 3	Pattern 5
LK 4	Pattern 14
LK 2/1 Q Junior	Pattern 1
LK 2/1 A-Q Senior	Pattern 7
LK 2/1 B-Q	Pattern 1

Ranch Riding (2017)

LK 1 Junior	Pattern 1
LK 2 Junior	Pattern 1
LK 1A Senior	Pattern 5
LK 2A Senior	Pattern 5
LK 1/2B	Pattern 5
LK 3	Pattern 2
LK 4/5	Pattern 2
LK 2/1 Q Junior	Pattern 2
LK 2/1 A-Q Senior	Pattern 2
LK 2/1 B-Q	Pattern 2

EWU A/Q - C Turnier
 Meckesheim
 10.- 13.05.2018

Trail Horse LK 1 jun / LK 2 jun



1. Gate (LH)
2. Back Thru Poles
Jog Out Chute
3. Jog Over Poles
4. Lope (RL) Over Poles
5. Jog Thru Serpentine,
Jog Over Pole
6. Lope (LL) Over Poles
7. Jog Over Poles
8. Walk Into Box
360° Turn Either Way
Walk Out Box
9. Bridge
10. Walk Over Poles

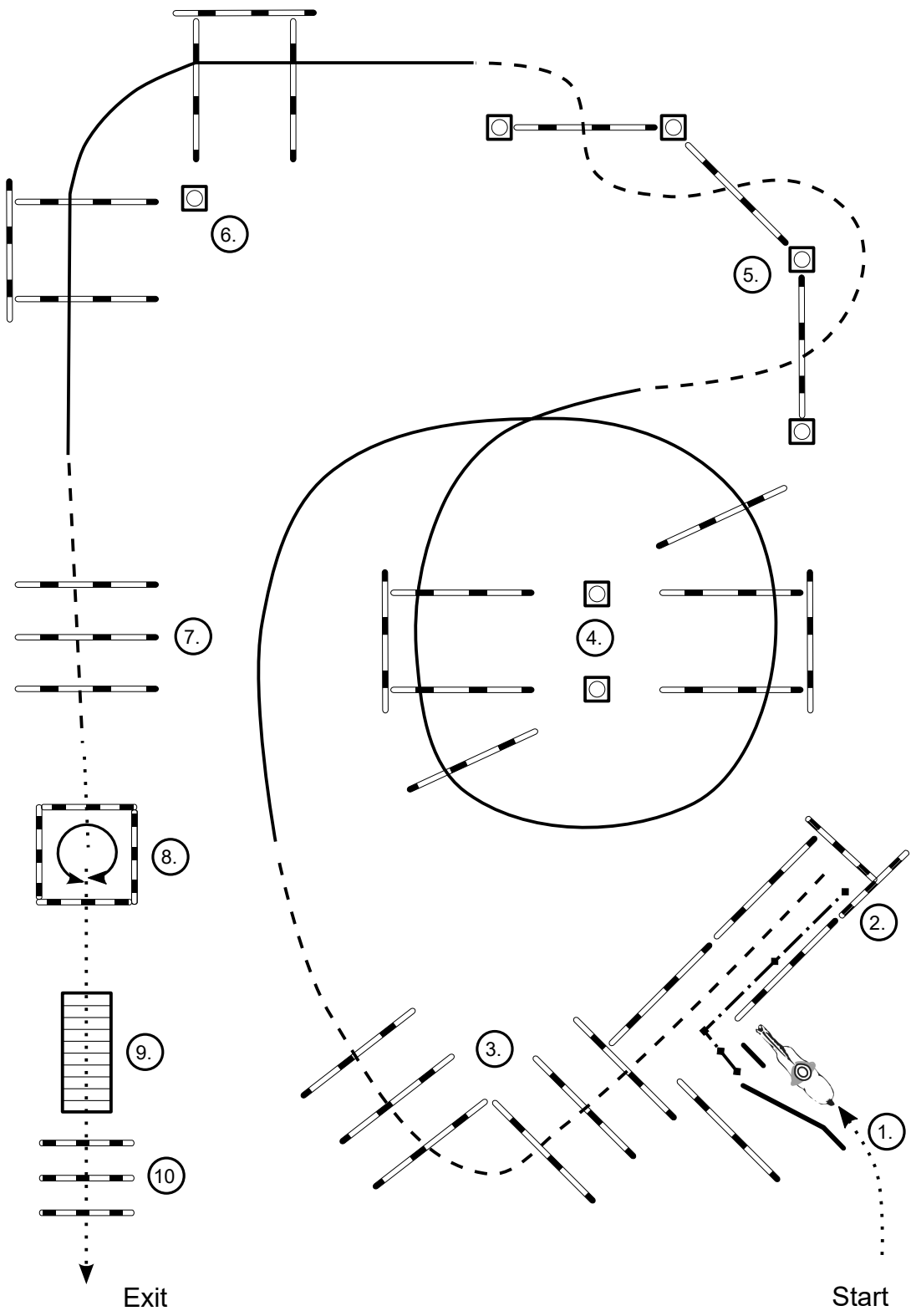
LH = Left Hand
 RH = Right Hand
 LL = Left Lead
 RL = Right Lead

- Walk
- - - - - Jog
- Lope
- ◄ - - - - ► Backup
- ↗ ↘ Sidepass
- X — Lead Change

Exit

Start

Trail Horse LK 1A sen / LK 2A sen



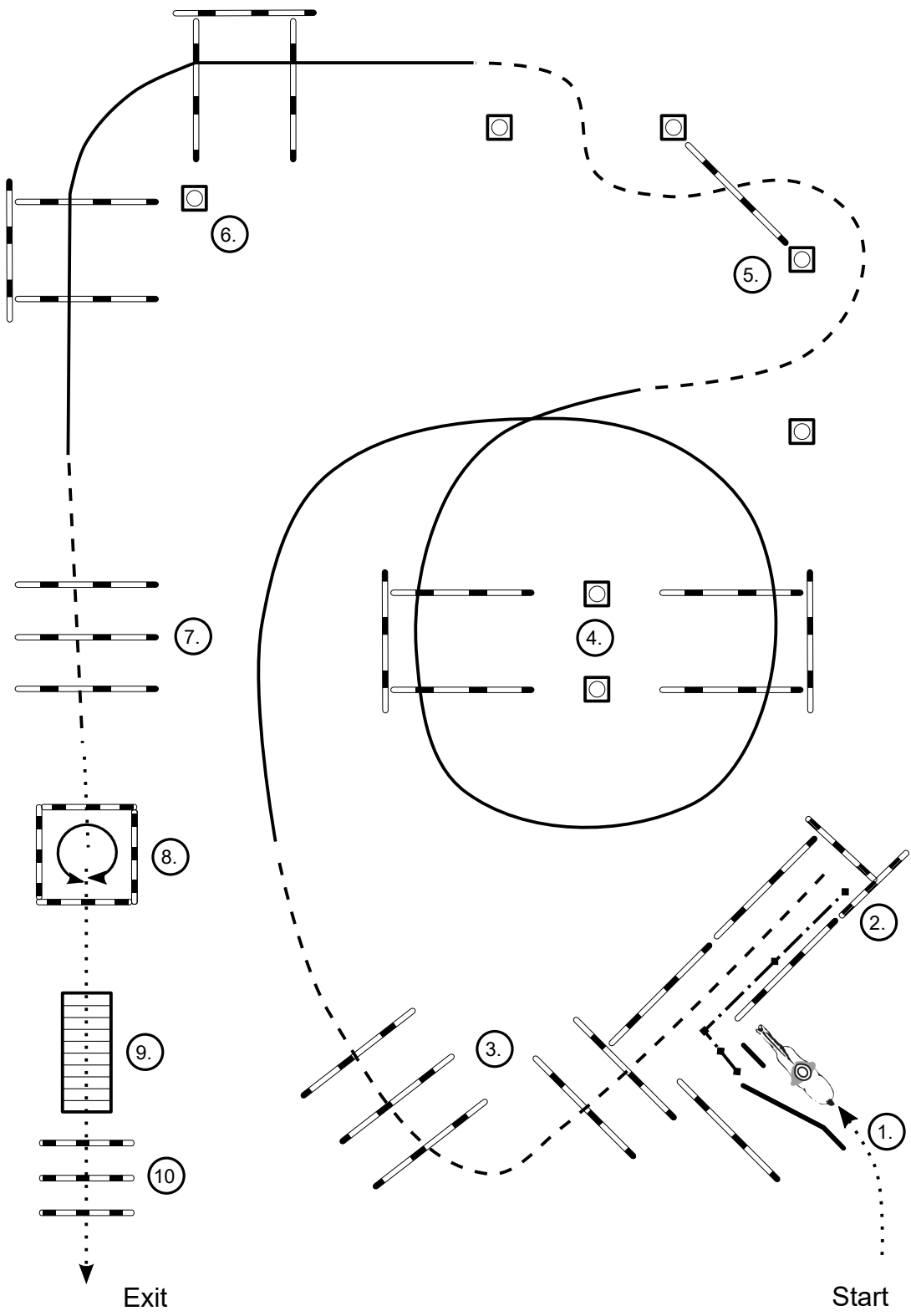
1. Gate (LH)
2. Back Thru Poles
Jog Out Chute
3. Jog Over Poles
4. Lope (RL) Over Poles
5. Jog Thru Serpentine,
Jog Over Poles
6. Lope (LL) Over Poles
7. Jog Over Poles
8. Walk Into Box
360° Turn Either Way
Walk Out Box
9. Bridge
10. Walk Over Poles

LH = Left Hand
 RH = Right Hand
 LL = Left Lead
 RL = Right Lead

- Walk
- - - - - Jog
- Lope
- ◄ - - - - ► Backup
- ↔ Sidepass
- ⌵ Lead Change

EWU A/Q - C Turnier
 Meckesheim
 10.- 13.05.2018

Trail Horse LK 1/2B



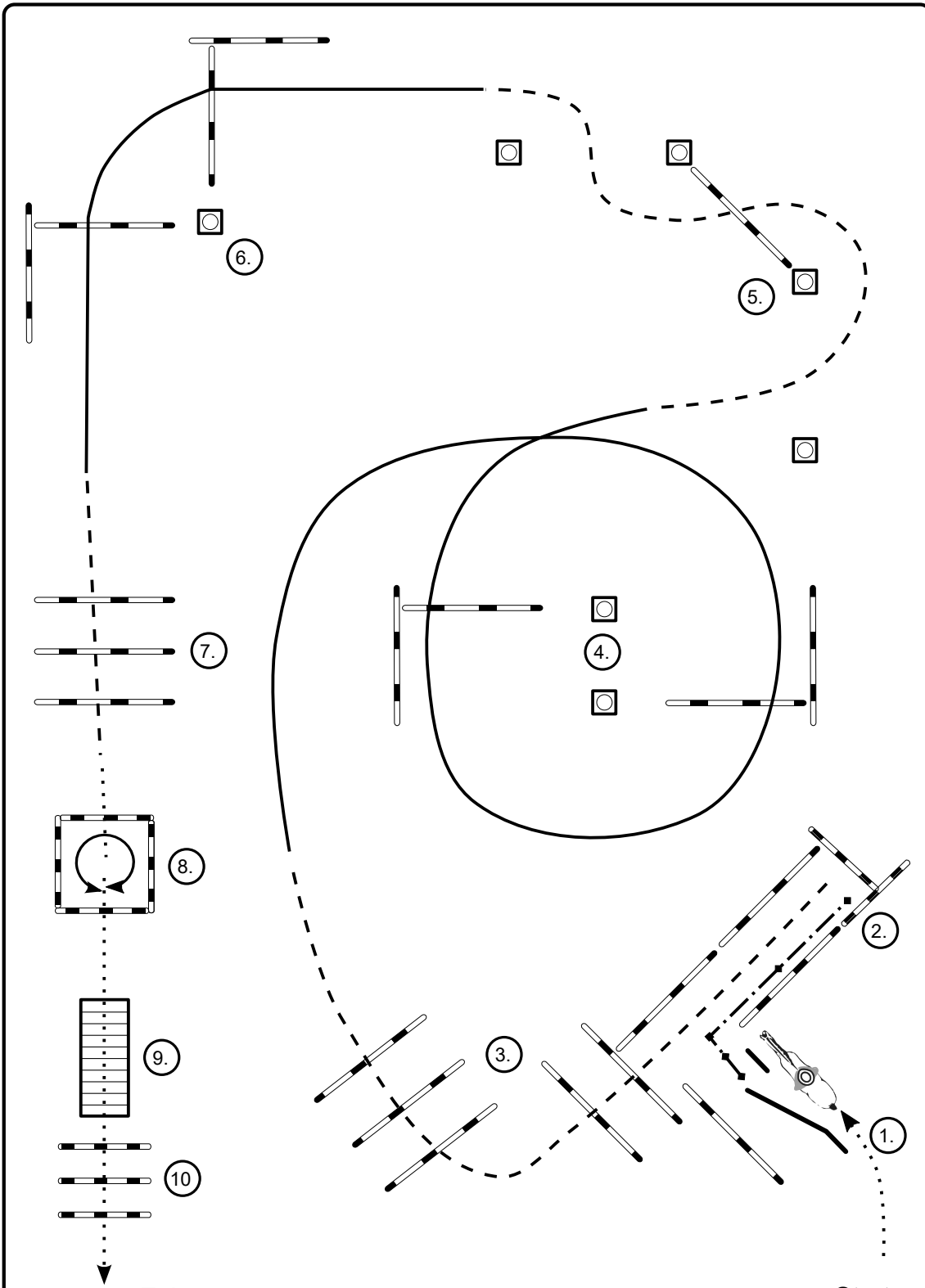
1. Gate (LH)
2. Back Thru Poles
Jog Out Chute
3. Jog Over Poles
4. Lope (RL) Over Poles
5. Jog Thru Serpentine,
Jog Over Pole
6. Lope (LL) Over Poles
7. Jog Over Poles
8. Walk Into Box
360° Turn Either Way
Walk Out Box
9. Bridge
10. Walk Over Poles

LH = Left Hand
 RH = Right Hand
 LL = Left Lead
 RL = Right Lead

- Walk
- - - - - Jog
- Lope
- ◄ - - - - ► Backup
- ↗ ↘ Sidepass
- X ——— Lead Change

EWU A/Q - C Turnier
 Meckesheim
 10.- 13.05.2018

Trail Horse LK 3



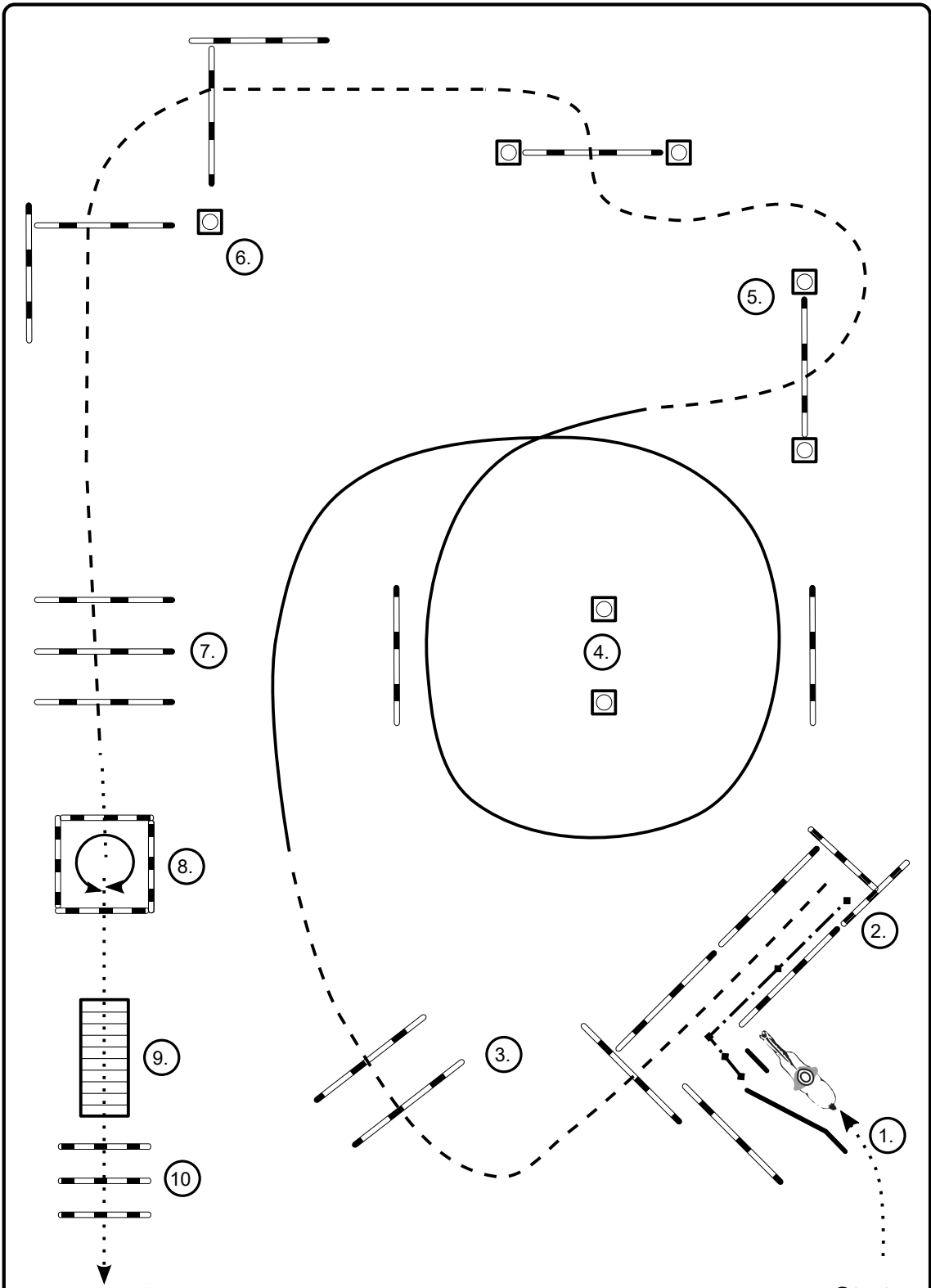
1. Gate (LH)
2. Back Thru Poles
Jog Out Chute
3. Jog Over Poles
4. Lope (RL) Over Poles
5. Jog Thru Serpentine,
Jog Over Pole
6. Lope (LL) Over Poles
7. Jog Over Poles
8. Walk Into Box
360° Turn Either Way
Walk Out Box
9. Bridge
10. Walk Over Poles

LH = Left Hand
 RH = Right Hand
 LL = Left Lead
 RL = Right Lead

- Walk
- - - - - Jog
- Lope
- ◄ - - - - ► Backup
- ↗ ↘ Sidepass
- X ——— Lead Change

EWU A/Q - C Turnier
 Meckesheim
 10.- 13.05.2018

Trail Horse LK 4/5



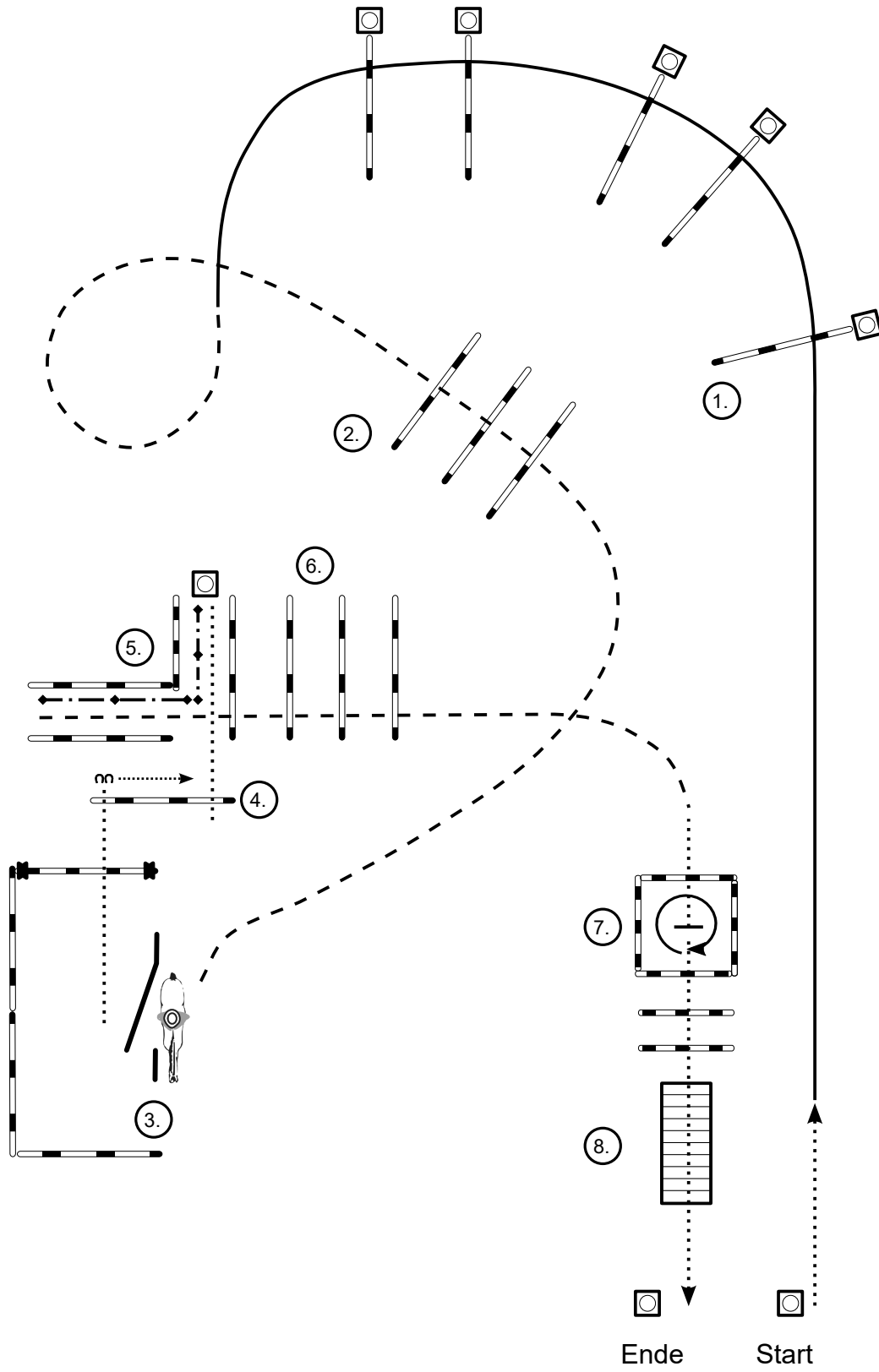
1. Gate (LH)
2. Back Thru Poles
Jog Out Chute
3. Jog Over Poles
4. Lope (RL) around cones
5. Jog Thru Serpentine,
Jog Over Poles
6. Jog Over Poles
7. Jog Over Poles
8. Walk Into Box
360° Turn Either Way
Walk Out Box
9. Bridge
10. Walk Over Poles

LH = Left Hand
 RH = Right Hand
 LL = Left Lead
 RL = Right Lead

- Walk
- - - - - Jog
- Lope
- ◄ - - - - ► Backup
- ↗ ↘ Sidepass
- X ——— Lead Change

EWU A/Q - C Turnier
 Meckesheim
 10.- 13.05.2018

Trail Horse LK 2/1 Q jun



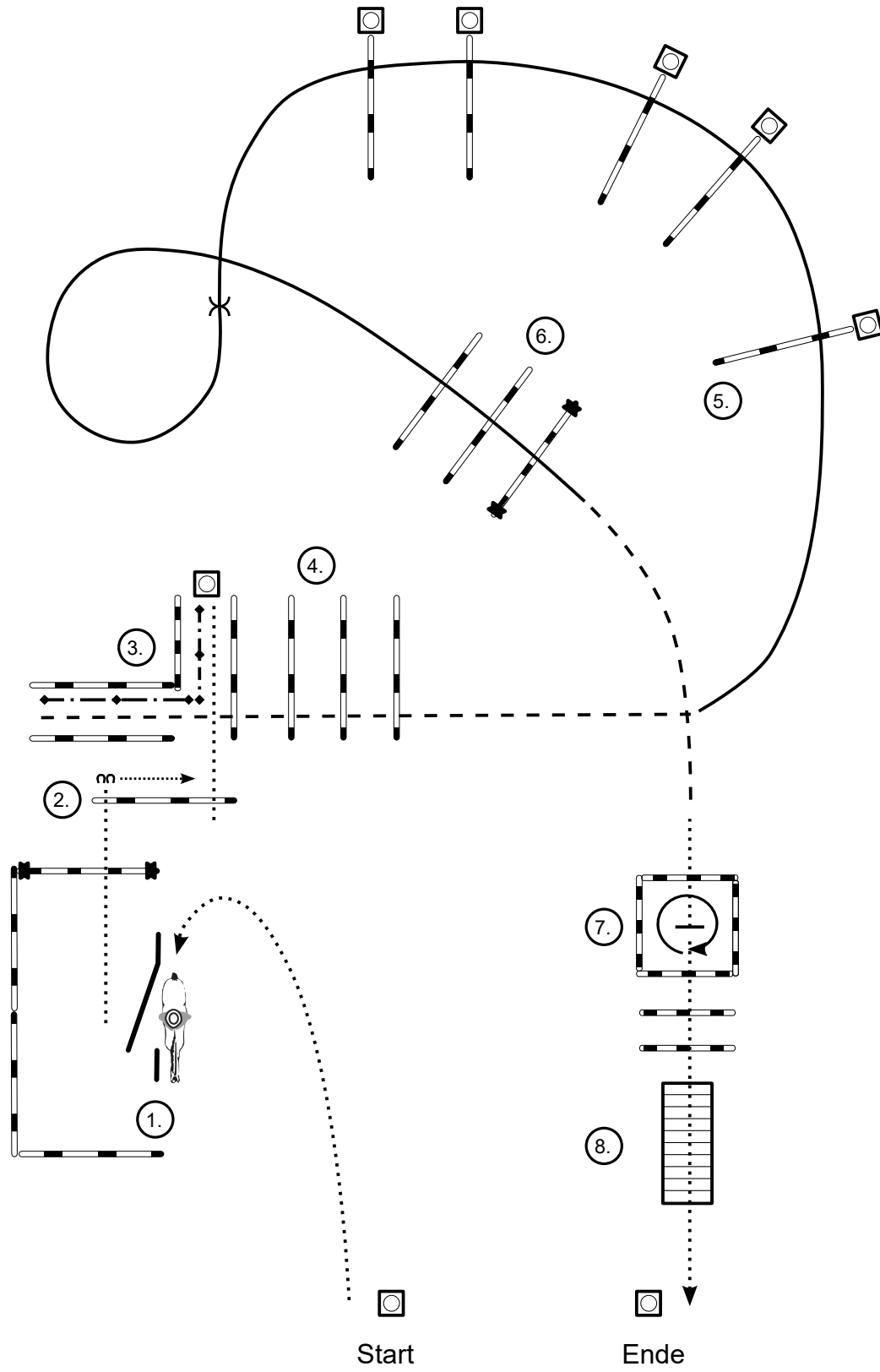
1. Walk
Lope (LL) Over
2. Jog Over
3. Gate (RH)
4. Walk Over, Sidepass (R)
5. Walk In, Back Up
6. Jog Over
7. Walk In, 360° Turn (R)
Walk Over
8. Bridge

LH = Left Hand
 RH = Right Hand
 LL = Left Lead
 RL = Right Lead

- Walk
- - - - - Jog
- Lope
- ◆ - - - ◆ Backup
- ↻ Sidepass
- X — Lead Change

EWU A/Q - C Turnier
 Meckesheim
 10.- 13.05.2018

Trail Horse LK 2/1 A-Q sen

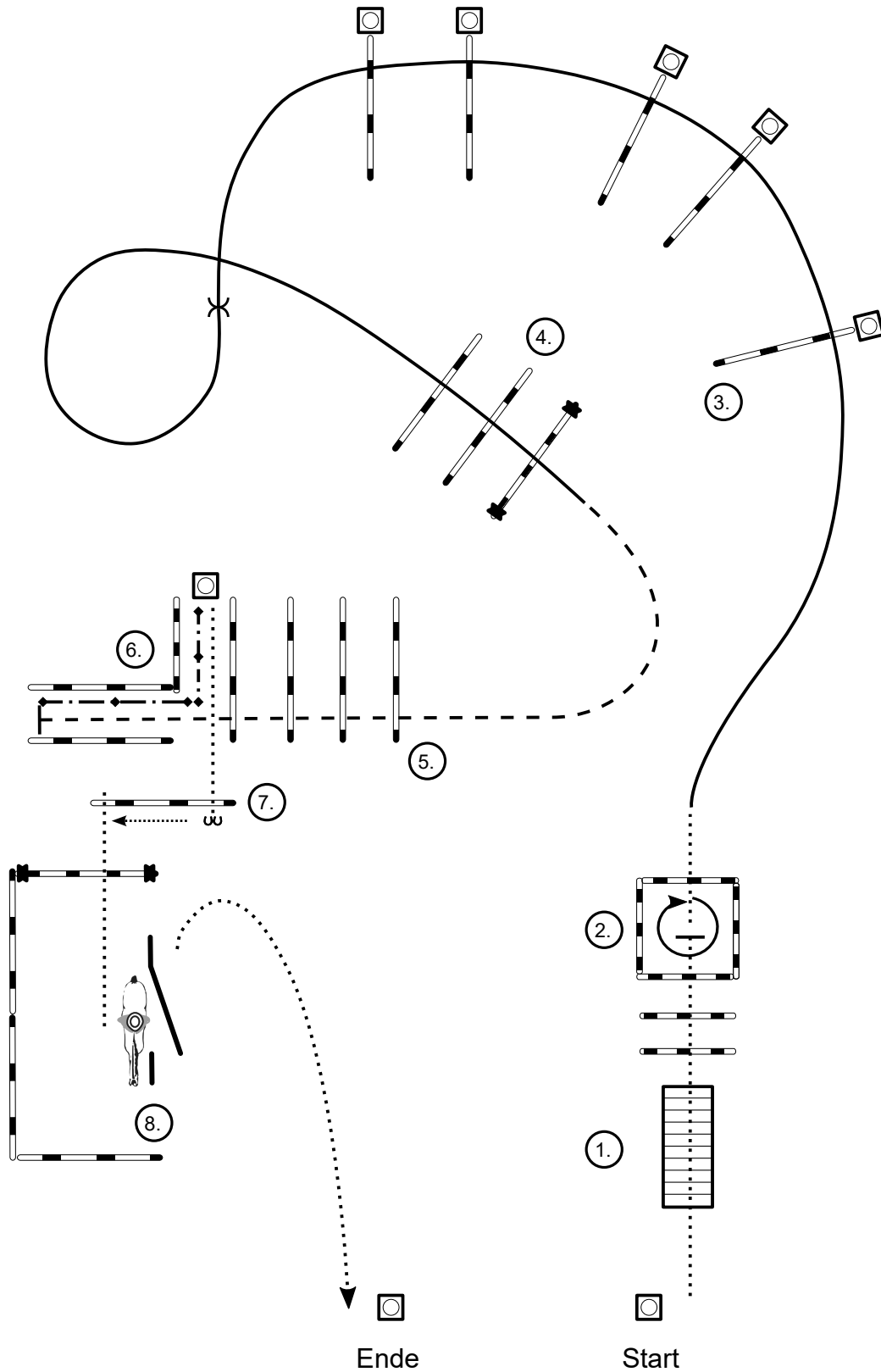


1. Gate (RH)
2. Walk Over, Sidepass (R)
3. Walk In, Back Up
4. Jog Over
5. Lope (LL) Over
Lead Change (fly./simple)
6. Lope (RL) Over
Jog
7. Walk In, 360° Turn (R)
Walk Over
8. Bridge

LH = Left Hand
 RH = Right Hand
 LL = Left Lead
 RL = Right Lead

- Walk
- - - - - Jog
- Lope
- ◄ - - - - ► Backup
- nn> Sidepass
- X ———— Lead Change

Trail Horse LK 2/1 B-Q

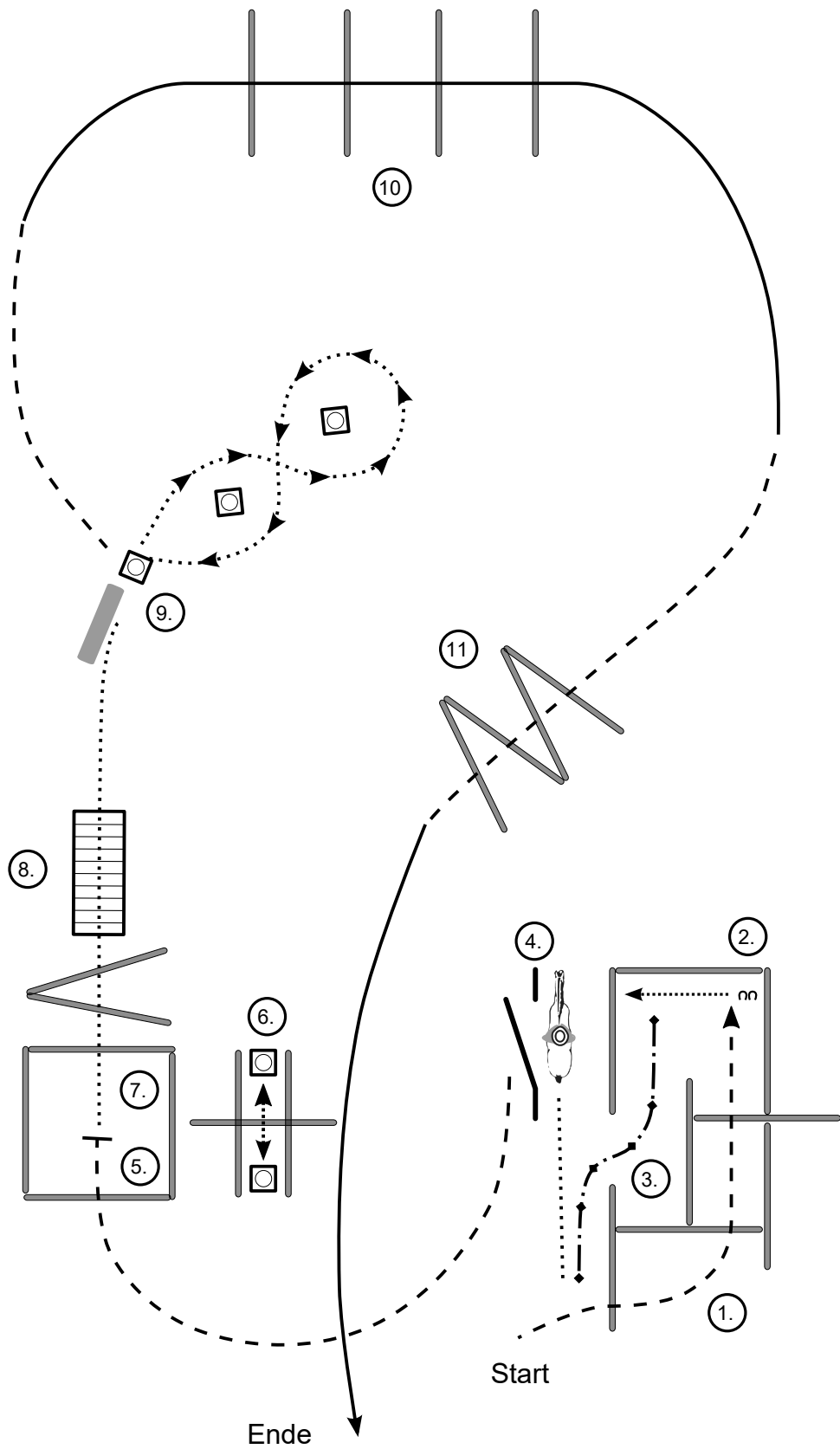


1. Bridge
2. Walk Over, 360° Turn (R)
Walk Out
3. Lope (LL) Over
Lead Change (fly./simple)
4. Lope (RL) Over
5. Jog Over
6. Jog In, Back Up
Walk Out
7. Sidepass (R), Walk Over
8. Gate (LH)

LH = Left Hand
 RH = Right Hand
 LL = Left Lead
 RL = Right Lead

- Walk
- - - - - Jog
- Lope
- ◆ — ◆ — ◆ — ◆ Backup
- no> Sidepass
- X ———— Lead Change

Ranch Trail LK 3A/B



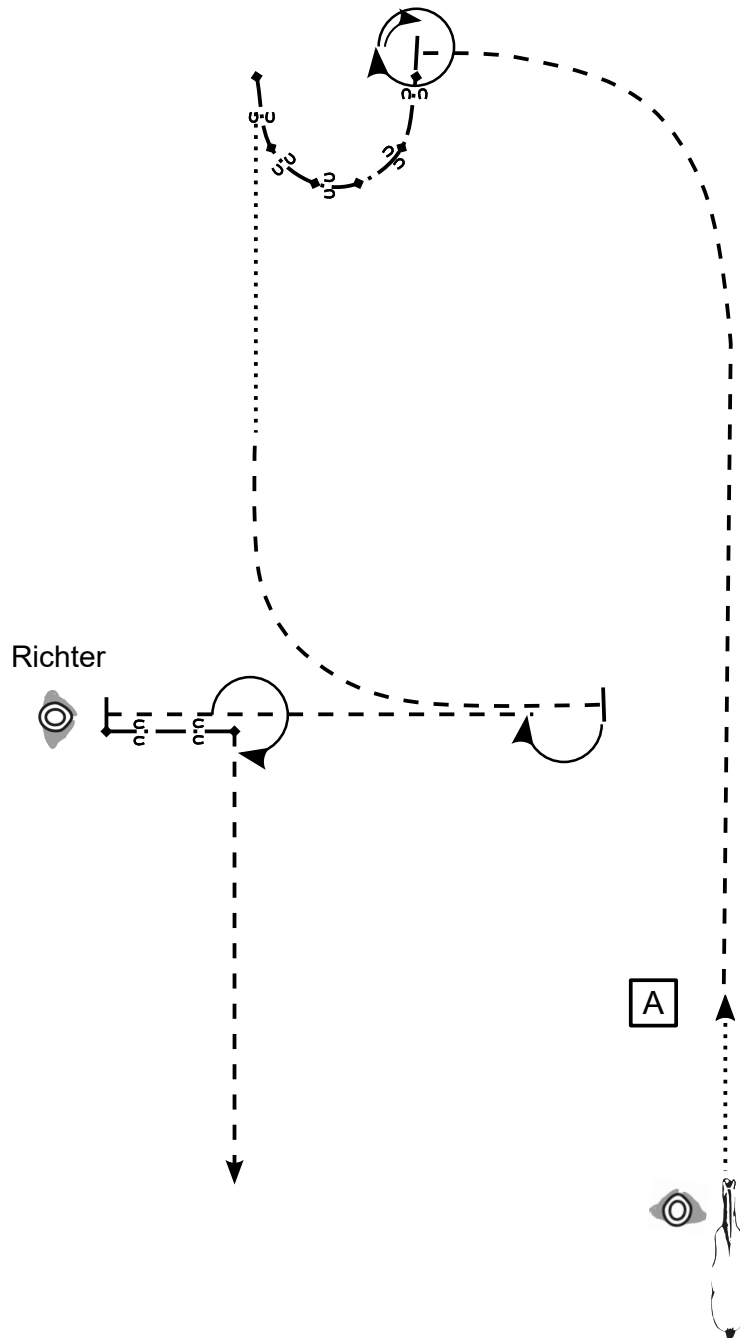
1. Jog Overs
Jog In
2. Sidepass (L)
3. Back Up
4. Walk
Gate (LH)
5. Jog, Jog In
Ground Tie
6. Log Roll
7. Aufsitzen, Walk Out
Walk Overs
8. Bridge
9. Log Drag
10. Jog
Lope (RL) Overs
11. Jog Overs
Lope Out

LH = Left Hand
 RH = Right Hand
 LL = Left Lead
 RL = Right Lead

- Walk
- - - - - Jog
- Lope
- ◄ - - - - ► Backup
- nn> Sidepass
- X — Lead Change

EWU A/Q - C Turnier
 Meckesheim
 10.- 13.05.2018

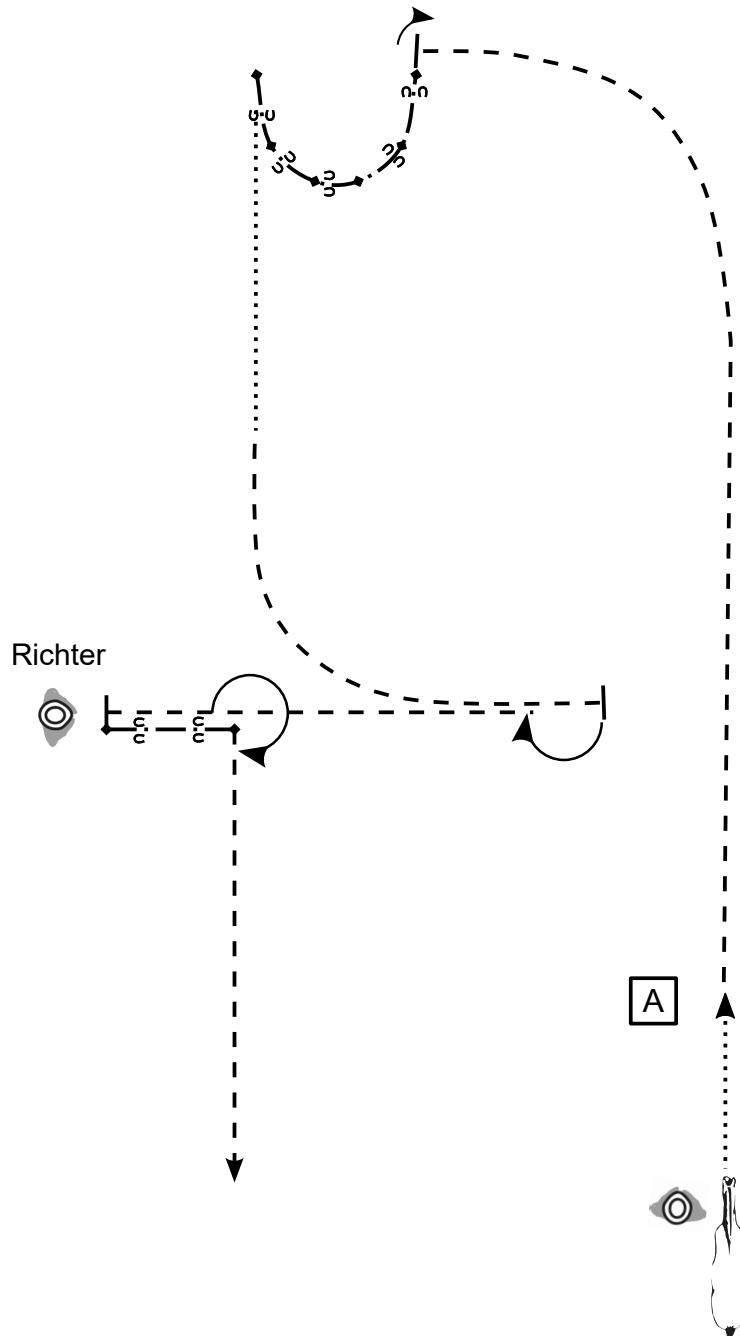
Showmanship at Halter LK 1



1. Walk zu A
Jog am Richter vorbei und
in einem Bogen - Stop
2. 45° Turn
3. Back Up
4. Walk, Jog in einem Bogen
vom Richter weg - Stop
5. 180° Turn
6. Jog zum Richter - Stop
Set Up
7. Back Up
8. 270° Turn
Im Jog in die Warm Up Area

- A** Marker
- Walk
- - - - - Jog
- - - - - ext. Jog
- ←↻→ Back Up

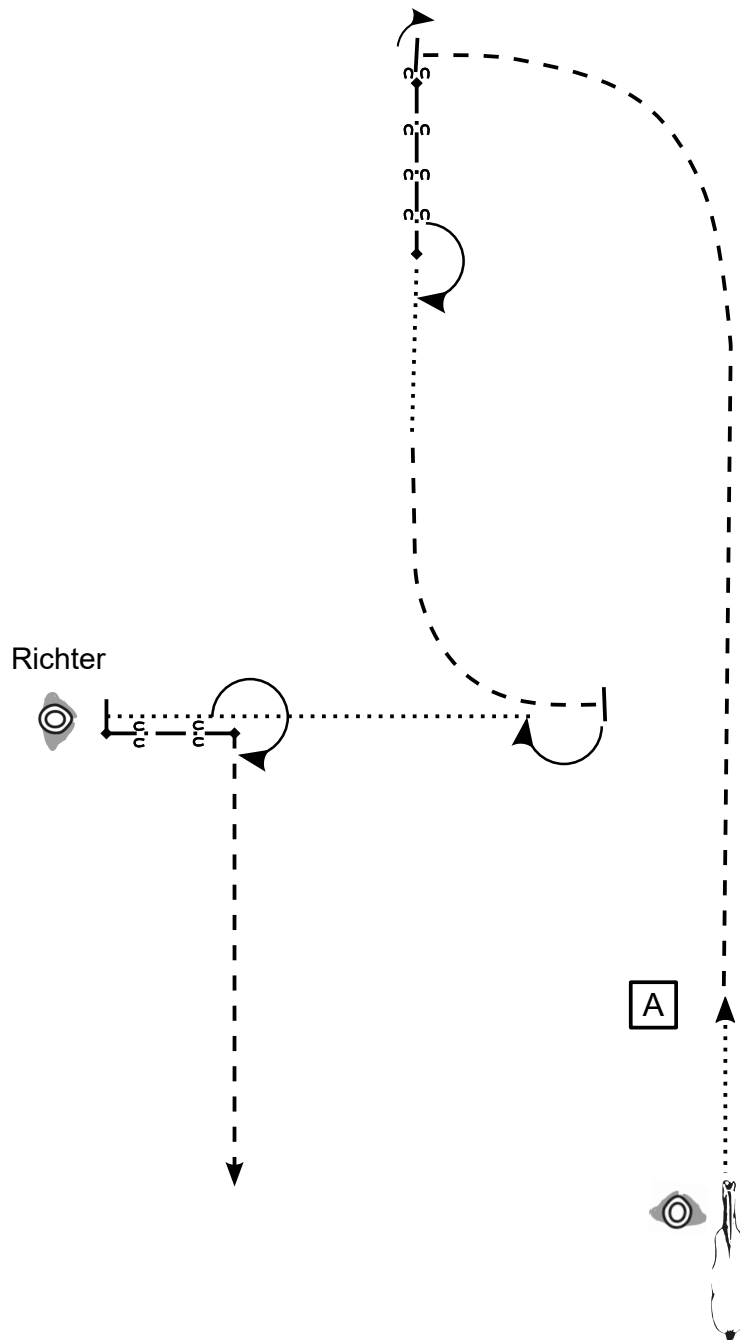
Showmanship at Halter LK 2



1. Walk zu A
 Jog am Richter vorbei und
 in einem Bogen - Stop
2. 90° Turn
3. Back Up
4. Walk, Jog in einem Bogen
 vom Richter weg - Stop
5. 180° Turn
6. Jog zum Richter - Stop
 Set Up
7. Back Up
8. 270° Turn
 Im Jog in die Warm Up Area

- A** Marker
 Walk
 - - - - - Jog
 - - - - - ext. Jog
 ←↻→↻→↻ Back Up

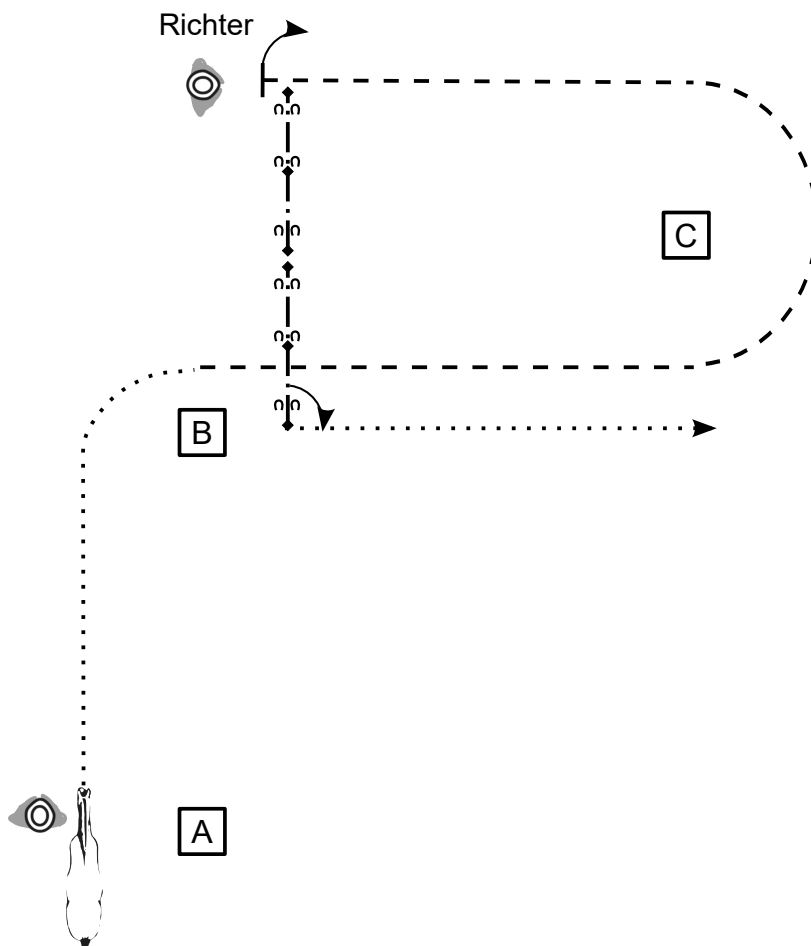
Showmanship at Halter LK 3



1. Walk zu A
 Jog am Richter vorbei und
 in einem Bogen - Stop
2. 90° Turn
 Back Up
3. 180° Turn
4. Walk, Jog in einem Bogen
 vom Richter weg - Stop
5. 180° Turn
6. Walk zum Richter - Stop
 Set Up
7. Back Up
8. 270° Turn
 Im Jog in die Warm Up Area

- A** Marker
- Walk
- - - - - Jog
- - - - - ext. Jog
- ← 3 → → 3 → ← 3 → Back Up

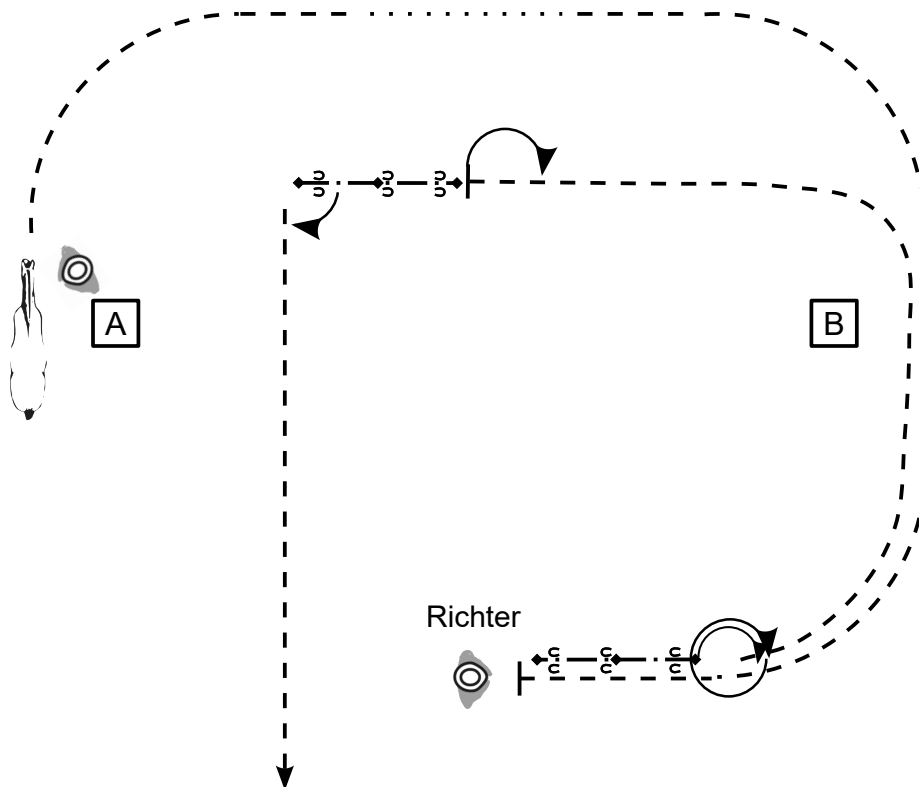
Showmanship at Halter LK 4/5



- Set Up bei A
1. Walk bis B und um B herum
 2. bei B im Jog um C herum zum Richter - Stop
 3. Set Up
 4. 90° Turn
 5. Back Up bis B
 6. 90° Turn
 Walk zurück ins Line Up

- A** Marker
 Walk
 - - - - - Jog
 - - - - - ext. Jog
 ← 2 → → 3 → → 3 → Back Up

Showmanship at Halter LK 2/1 Q

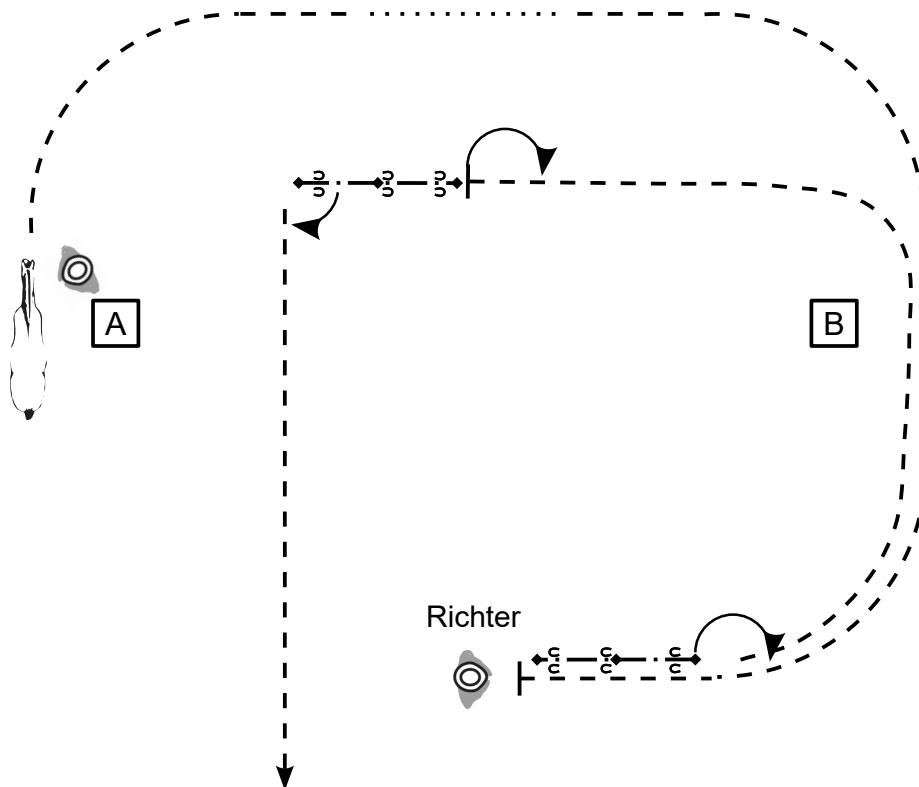


Set Up bei A

1. Jog einen Bogen
 ca. 2 Pferdelängen Walk
 Jog um B zum Richter - Stop
2. Set Up
3. Back Up
4. 540° Turn
5. Jog um B
 auf Höhe des Richters - Stop
6. 180° Turn
7. Back Up
8. 90° Turn
 Im Jog in die Warm Up Area

- A** Marker
 Walk
 - - - - - Jog
 - - - - - ext. Jog
 ← 1 → 2 → 3 → Back Up

Showmanship at Halter LK 2/1 B-Q

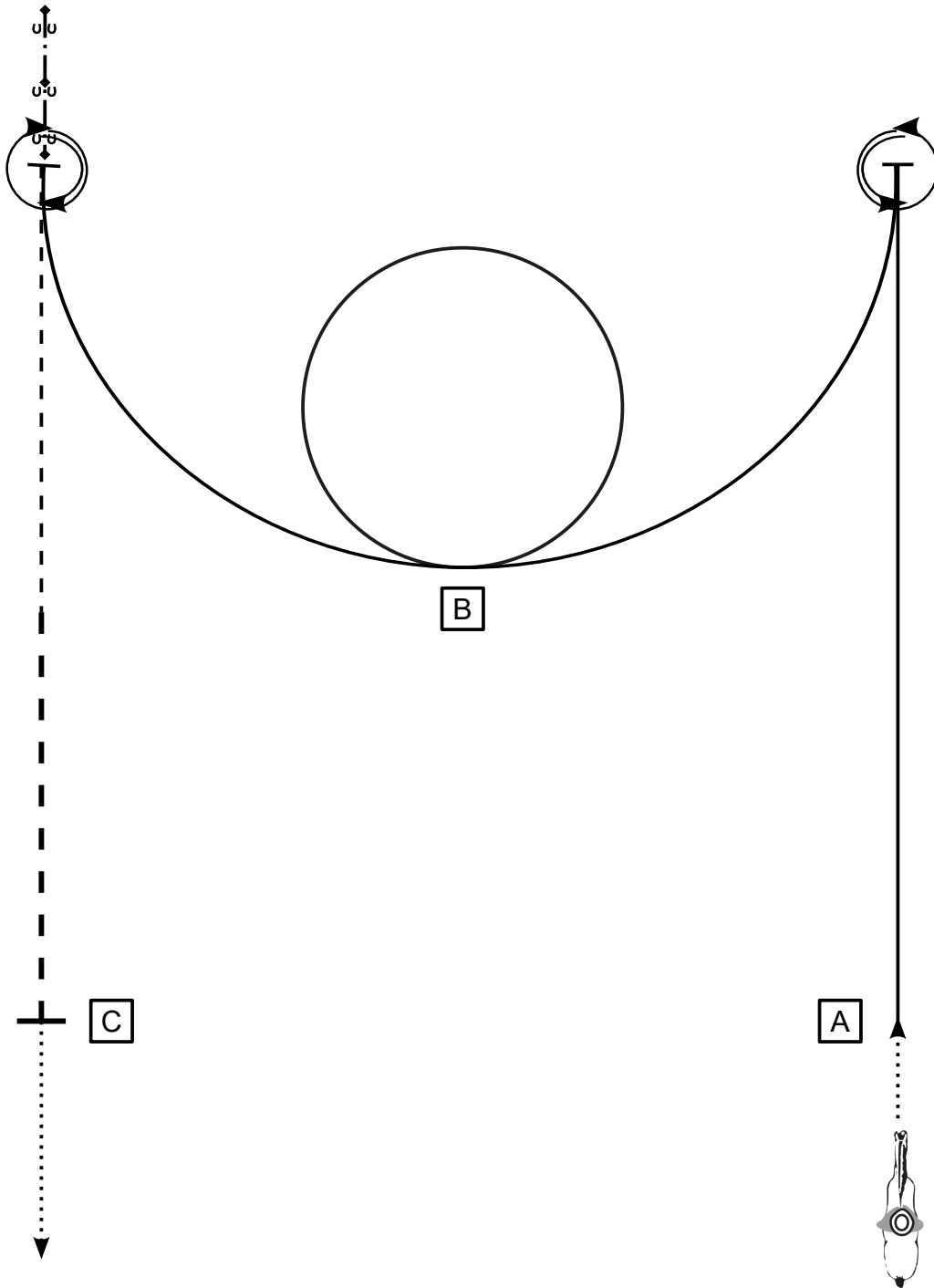


Set Up bei A

1. Jog
 ca. 2 Pferdelängen Walk
 Jog
- ca. 2 Pferdelängen Walk
 Jog zum Richter - Stop
2. Set Up
3. Back Up
4. 180° Turn
5. Jog um B
 auf Höhe des Richters - Stop
6. 180° Turn
7. Back Up
8. 90° Turn
 Im Jog in die Warm Up Area

- A** Marker
 Walk
 - - - - - Jog
 - - - - - ext. Jog
 ← 3 → 3 → 3 → Back Up

Western Horsemanship LK 1A / LK 2A



1. Walk zu A
2. Lope (LL) bis hinter B
Stop
2. 540° Turn (L)
3. Lope (RL)
+ einen halben Zirkel
+ bei B einen Zirkel
Stop
4. 540° Turn (R)
5. Back Up
6. Jog bis Höhe B
7. ext. Jog bis C
Stop
Walk in Warm Up Area

L = Left
 R = Right
 LL = Left Lead
 RL = Right Lead

- | | |
|---|-------------|
| A | Marker |
| | Walk |
| - - - - - | Jog |
| - - - - - | ext. Jog |
| ————— | Lope |
| ————— | ext. Lope |
| ↔ ↔ ↔ | Backup |
| no → | Sidepass |
| ————— X ————— | Lead Change |

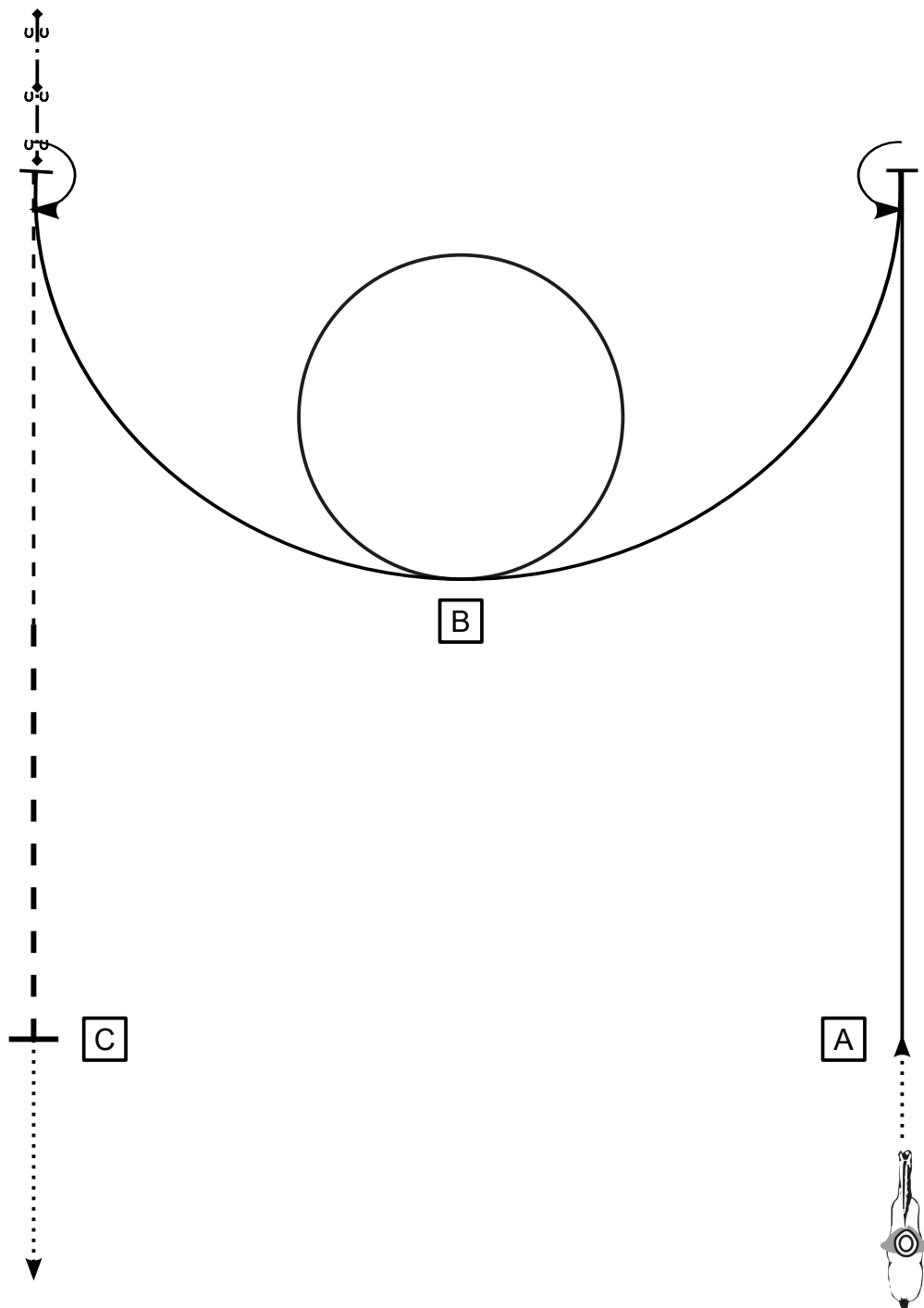
Western Horsemanship LK 1/2B



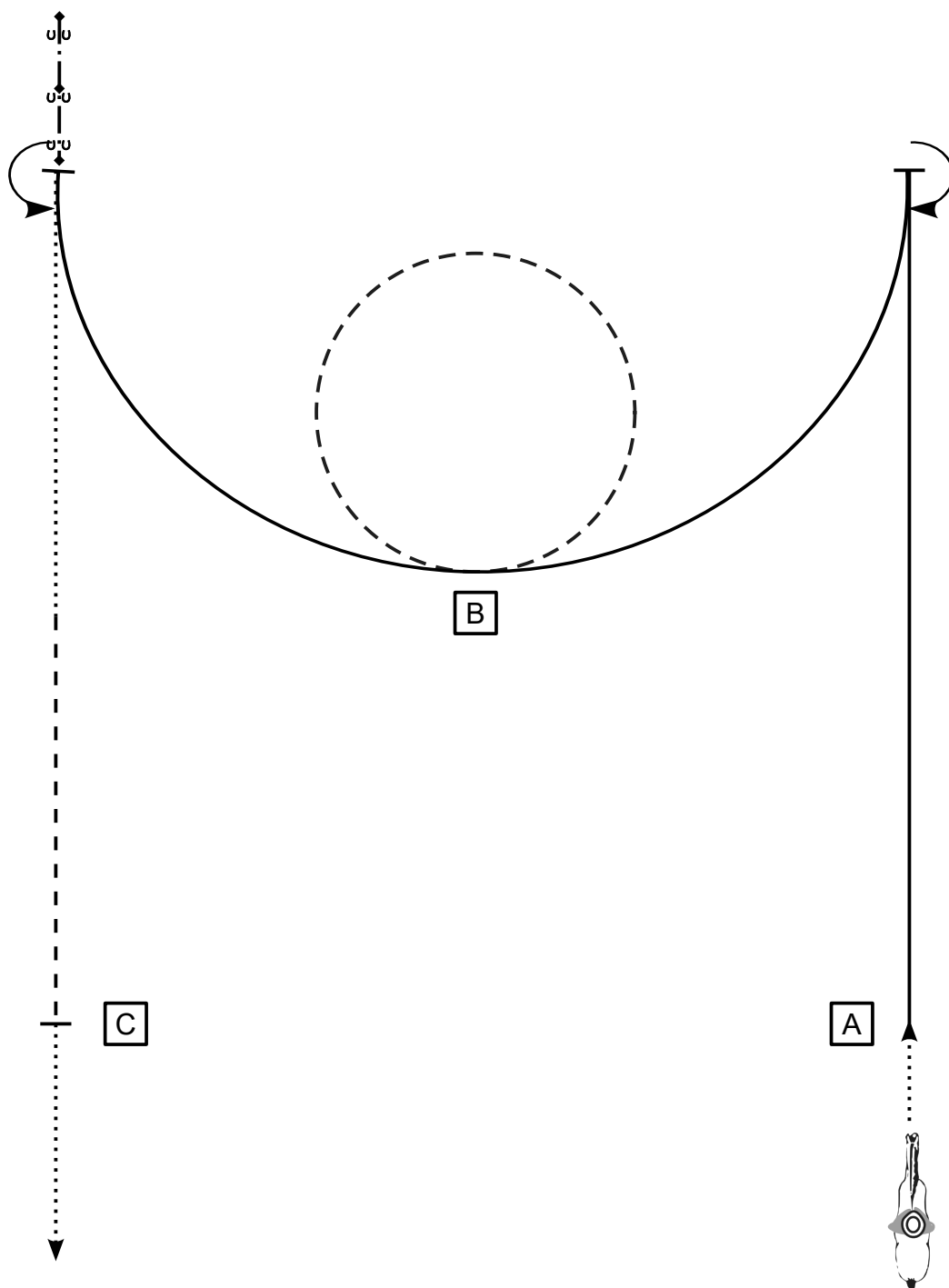
1. Walk zu A
2. Lope (LL) bis hinter B
Stop
2. 180° Turn (L)
3. Lope (RL)
+ einen halben Zirkel
+ bei B einen Zirkel
Stop
4. 180° Turn (R)
5. Back Up
6. Jog bis Höhe B
7. ext. Jog bis C
Stop
Walk in Warm Up Area

L = Left
 R = Right
 LL = Left Lead
 RL = Right Lead

- | | |
|---|-------------|
| A | Marker |
| | Walk |
| - - - - - | Jog |
| - - - - - | ext. Jog |
| ————— | Lope |
| ————— | ext. Lope |
| ←↔→ | Backup |
| →..... | Sidepass |
| —X— | Lead Change |



Western Horsemanship LK 3

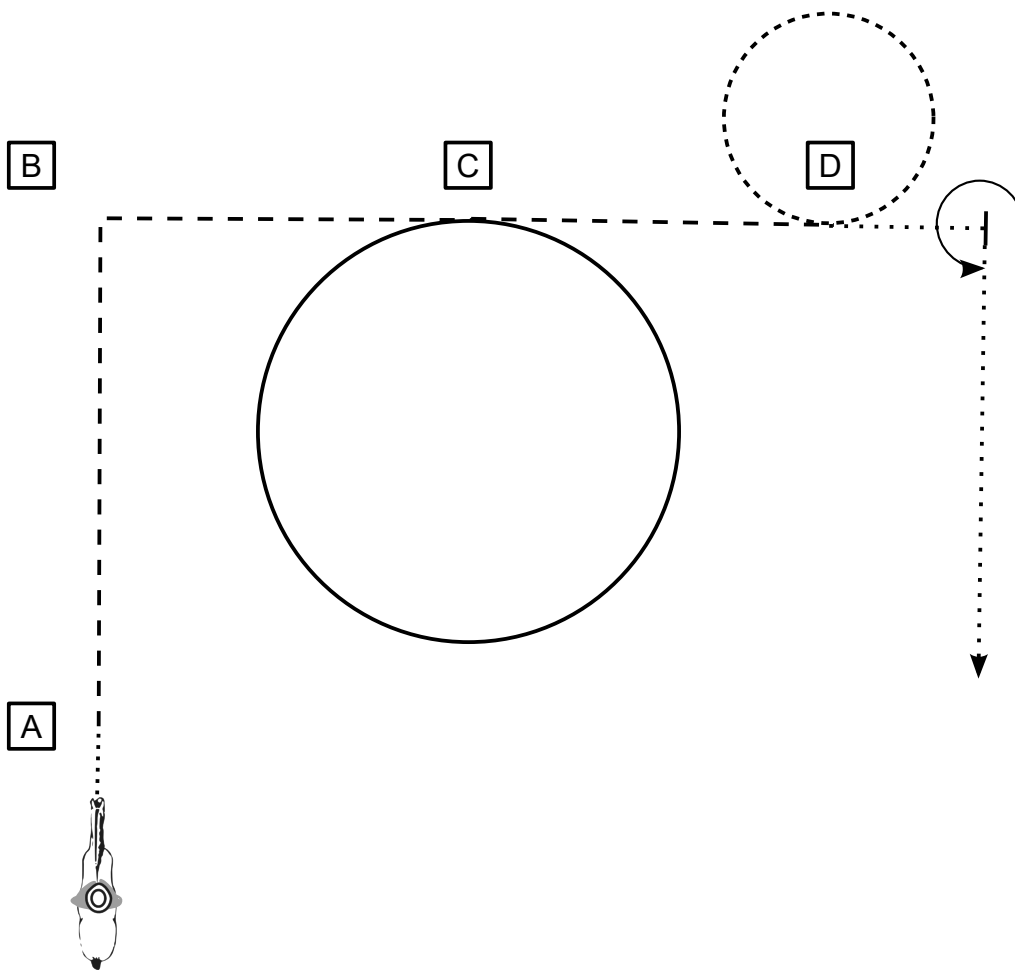


1. Walk zu A
2. Lope (LL) bis hinter B
Stop
2. 180° Turn (R)
3. Lope (RL)
+ einen halben Zirkel
+ bei B einen Jog Zirkel
Stop
4. 180° Turn (L)
5. Back Up
6. Walk bis Höhe B
7. Jog bis C
Stop
Walk in Warm Up Area

L = Left
 R = Right
 LL = Left Lead
 RL = Right Lead

- | | |
|-----------------|-------------|
| [A] | Marker |
| | Walk |
| ----- | Jog |
| ----- | ext.Jog |
| ————— | Lope |
| ————— | ext. Lope |
| ◄—► · ◄—► · ◄—► | Backup |
| nn | Sidepass |
| ————— X ————— | Lead Change |

Western Horsemanship LK 4/5



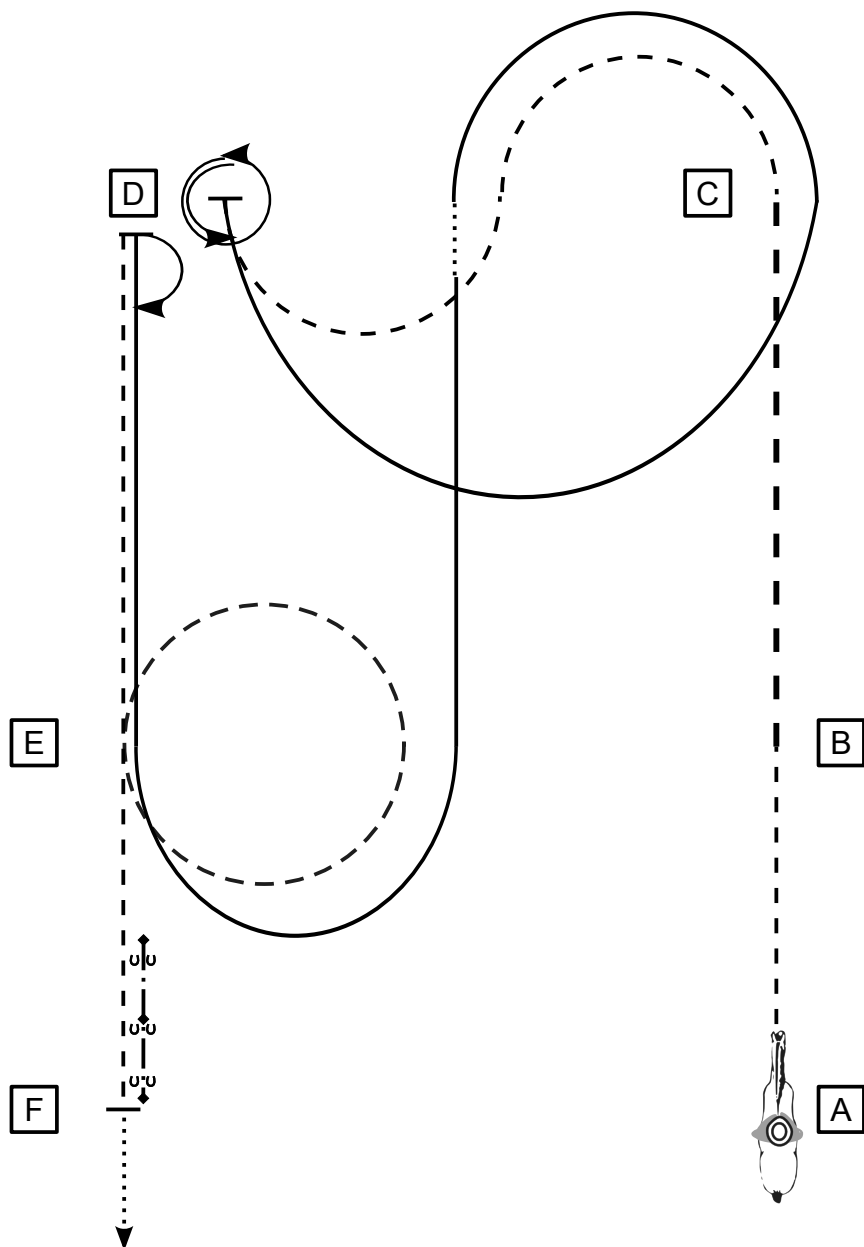
1. Walk bis A
2. Jog bis C
3. bei C Lope (RL) Zirkel
4. Jog bis D
5. Walkzirkel um D und hinter D - Stop
6. 270° Turn (L),

Walk in den Warm Up Bereich

L = Left
 R = Right
 LL = Left Lead
 RL = Right Lead

A	Marker
.....	Walk
- - - - -	Jog
- - - - -	ext. Jog
—————	Lope
—————	ext. Lope
↔ ↔ ↔	Backup
→ → →	Sidepass
⌘	Lead Change

Western Horsemanship LK 2/1 A-Q



Set Up bei A

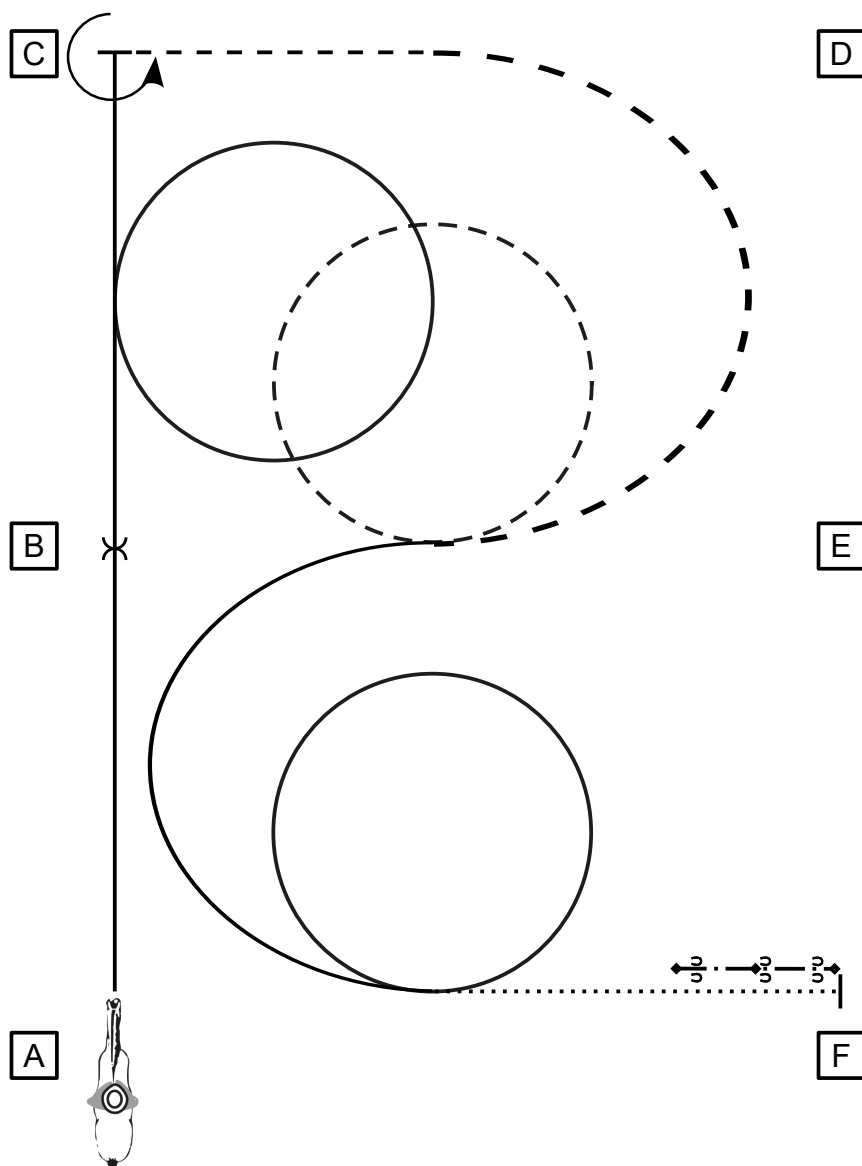
1. Jog zu B
 ext. Jog zu C
 Jog Slalom zu D
 Stop
2. 540° Turn (L)
 Lope (LL) zu C und um C
 Lead Change zwischen C und D (über Walk)
 Lope (RL) bis D
 Stop
3. 180° Turn (R)
 Jog zu E, Jogvolte (L)
 Jog bis F
 Stop
 Back Up

Im Walk in Warm Up Area

L = Left
 R = Right
 LL = Left Lead
 RL = Right Lead

- | | |
|---|-------------|
| A | Marker |
| | Walk |
| - - - - - | Jog |
| - - - - - | ext. Jog |
| ————— | Lope |
| ————— | ext. Lope |
| ←→→→ | Backup |
| →→→→ | Sidepass |
| —X— | Lead Change |

Western Horsemanship LK 2/1 B-Q



Set Up bei A

1. Lope (LL)
 + Lead Change (fly./simple)
 bei B
 + Zwischen B und C
 Lopevolte (R)
 + bei C - Stop
2. 270° Turn (L)
 + bis Mitte der Bahn Jog
 + 1/2 Volte (R) ext. Jog
 + Zwischen B und E
 Jogvolte (R)
3. Lope (LL)
 + 1/2 Lopevolte
 von B nach A
 + Zwischen A und F
 Lopevolte (L)
 + Walk bis F - Stop
 + Back Up

Im Walk in Warm Up Area

L = Left
 R = Right
 LL = Left Lead
 RL = Right Lead

- | | |
|---|-------------|
| A | Marker |
| | Walk |
| - - - - - | Jog |
| - - - - - | ext. Jog |
| ————— | Lope |
| ————— | ext. Lope |
| ←↔↔→ | Backup |
| →..... | Sidepass |
| ————— X | Lead Change |

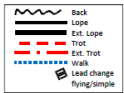
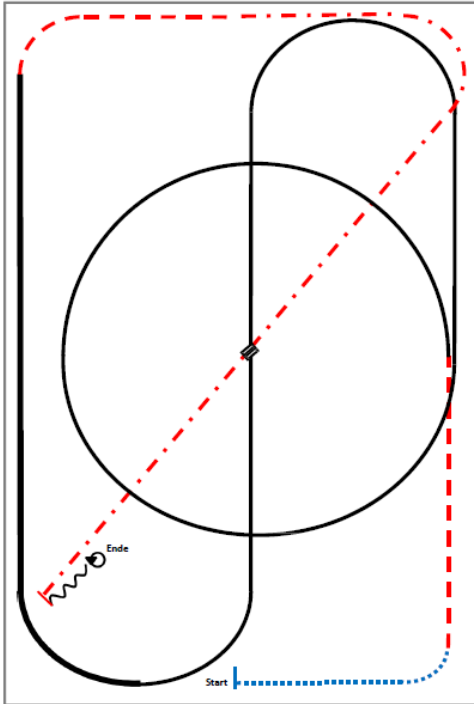
EWU A/Q - C Turnier
 Meckesheim
 10.- 13.05.2018

Ranch Riding

LK 1 Junior / LK 2 Junior

Stand 12/2017

Pattern RR #1: LK 1/2 A/B jun. Quali
 Arenagröße: mind. 20x40m

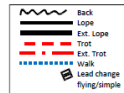
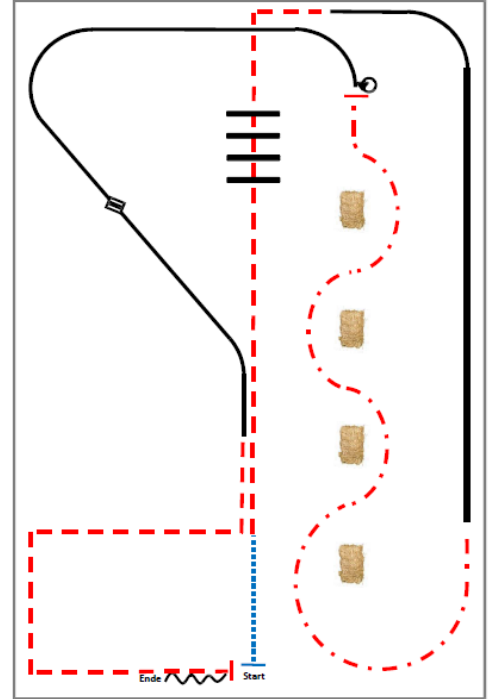


- 1) Walk.
- 2) Trot.
- 3) Lope left lead circle, lope.
- 4) Leadchange in the center.
- 5) Lope right lead.
- 6) Extended lope.
- 7) Trot.
- 8) Extended trot.
- 9) Stop, back.
- 10) 360° turn search direction either way first

LK 1A Senior / LK 2A Senior
 LK 1/2B

Stand 12/2017

Pattern RR #5: LK 1/2 A/B sen. Quali
 Arenagröße: mind. 20x40m

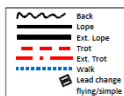
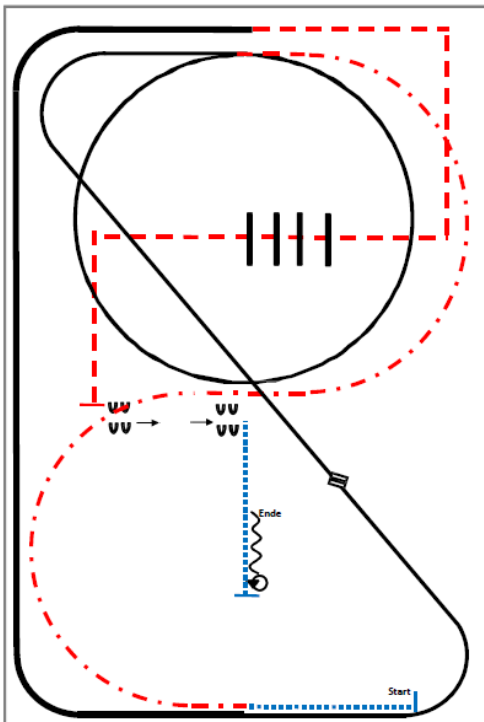


- 1) Walk.
- 2) Trot.
- 3) Trot over.
- 4) Lope right lead, extended lope.
- 5) Extended trot serpentine.
- 6) Stop, 360° turn search direction either way first.
- 7) Lope left lead.
- 8) Leadchange.
- 9) Lope right lead.
- 10) Trot corners.
- 11) Stop, back.

LK 3

Stand 12/2017

Pattern RR #2: LK3 A/B
 Arenagröße: mind. 20x40m

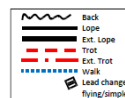
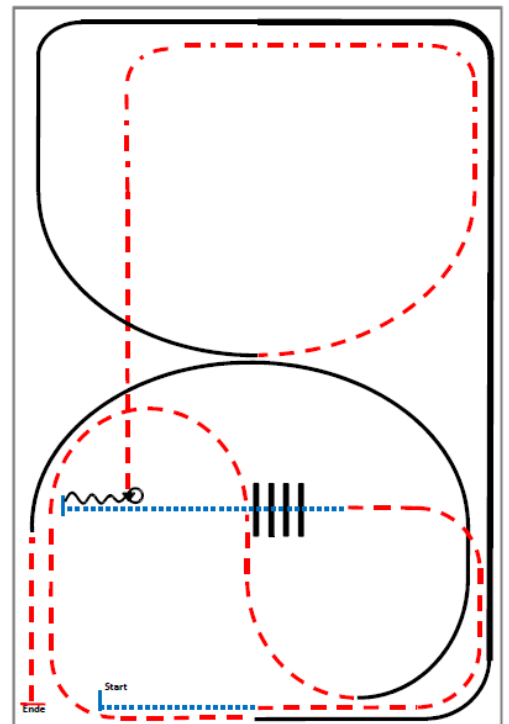


- 1) Walk.
- 2) Extended trot, trot.
- 3) Lope left lead one circle, lope left lead.
- 4) Leadchange.
- 5) Lope right lead.
- 6) Extended lope.
- 7) Trot corners.
- 8) Trot over, trot.
- 9) Stop, sidepass left.
- 10) Walk, stop.
- 11) 360° turn right or left, back.

LK 4/5

Stand 12/2017

Pattern RR #2: LK 4/5 A/B
 Arenagröße: mind. 20x40m



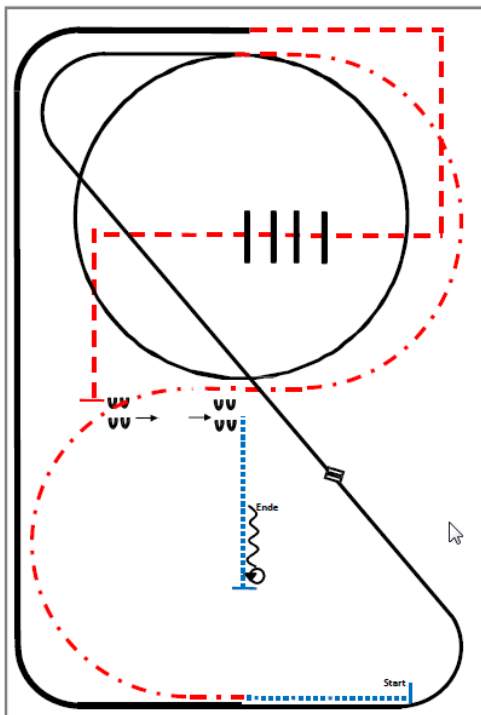
- 1) Walk.
- 2) Trot.
- 3) Walk over, walk.
- 4) Stop, back, 90° turn right.
- 5) Trot, extended trot, trot.
- 6) Lope right lead.
- 7) Extended lope, lope.
- 8) Trot.
- 9) Lope left lead.
- 10) Trot, stop.

Ranch Riding

LK 2/1 Quali Junior

Stand 12/2017

Pattern RR #2: LK 1/2 A/B jun. Quali
Arenagröße: mind. 20x40m

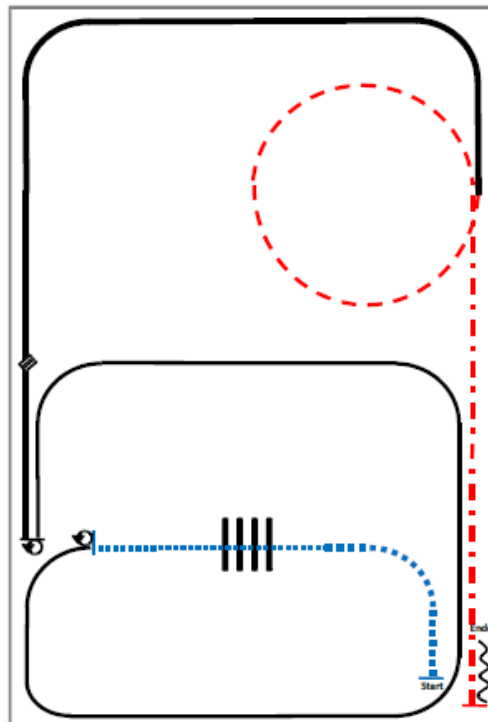


- 1) Walk.
- 2) Extended trot, trot.
- 3) Lope left lead one circle, lope left lead.
- 4) Leadchange.
- 5) Lope right lead.
- 6) Extended lope.
- 7) Trot corners.
- 8) Trot over, trot.
- 9) Stop, sidepass left.
- 10) Walk, stop.
- 11) 360° turn right or left, back.

LK 2/1A Quali Senior / LK 2/1B Quali

Stand 12/2017

Pattern RR #2: LK 1/2 A/B sen. Quali
Arenagröße: mind. 20x40m



- 1) Extended walk.
- 2) Walk over, walk.
- 3) Stop, 360° turn left.
- 4) Lope left lead.
- 5) Stop, 180° turn right.
- 6) Lope left lead, lead change.
- 7) Lope right lead, extended lope.
- 8) Trot small circle.
- 9) Extended trot.
- 10) Stop, back.