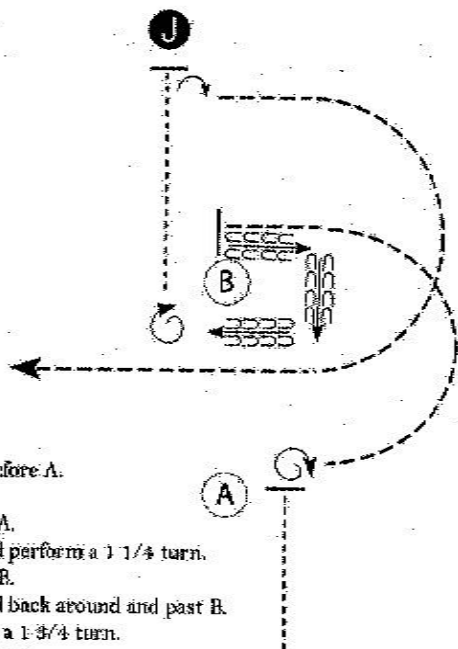


Q LK 2/1 A und Q LK 2/1B EWU Showmanship



Be ready before A.

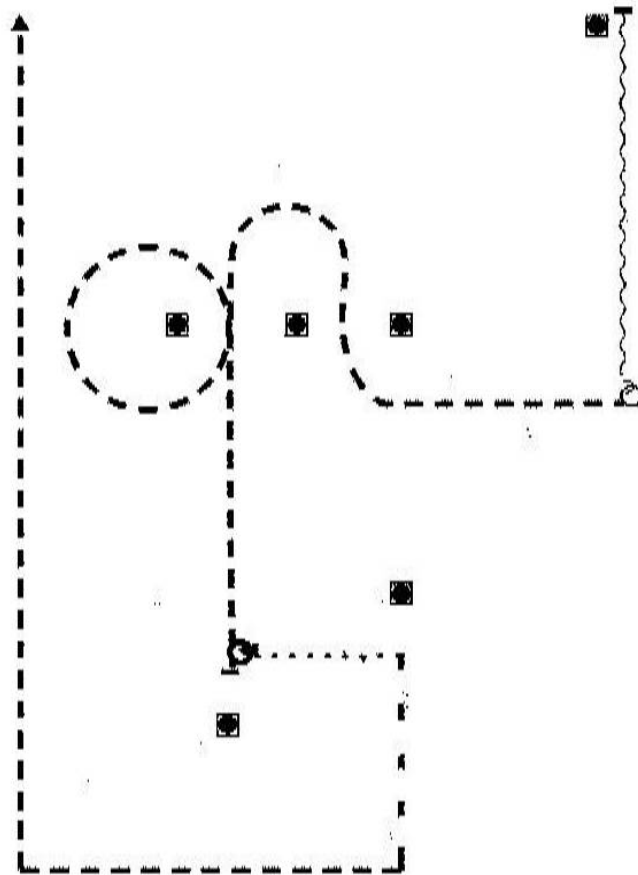
1. Walk to A.
2. Stop and perform a 1 1/4 turn.
3. Trot to B.
4. Stop and back around and past B.
5. Perform a 1 3/4 turn.
6. Walk to Judge.
7. Stop and set up for inspection.
8. When dismissed, perform a 1/4 turn.
9. Trot around B and to exit.

Follow the instructions of your ring steward.



Showmanship at Halter

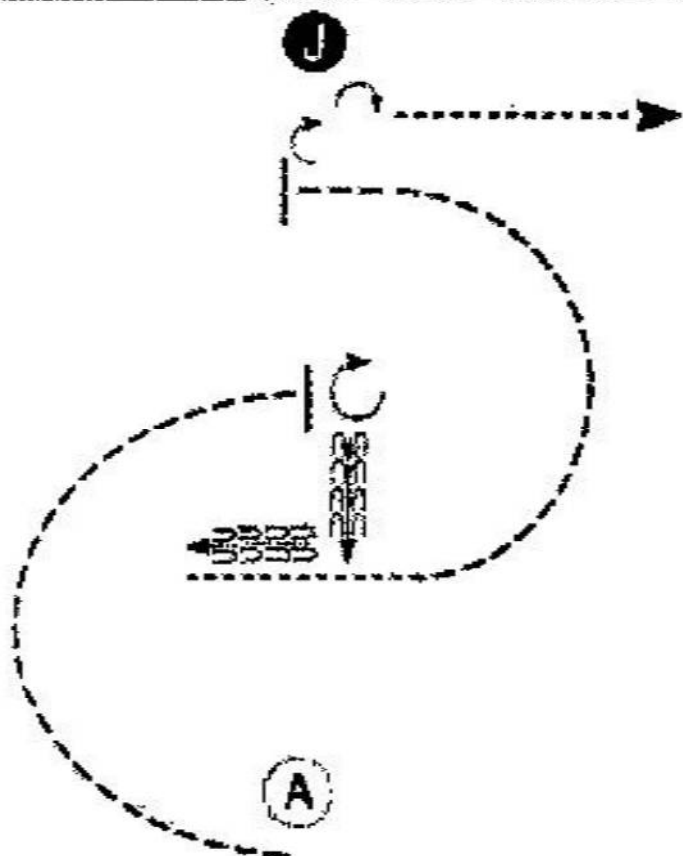
LK 1A + 2A



1. Back up
2. 270° HHW
3. Jog
4. Stopp

5. Set up
6. 270° HHW
7. Walk *1/2*

LK 1B, LK 2B EWU Showmanship



Be ready at A.

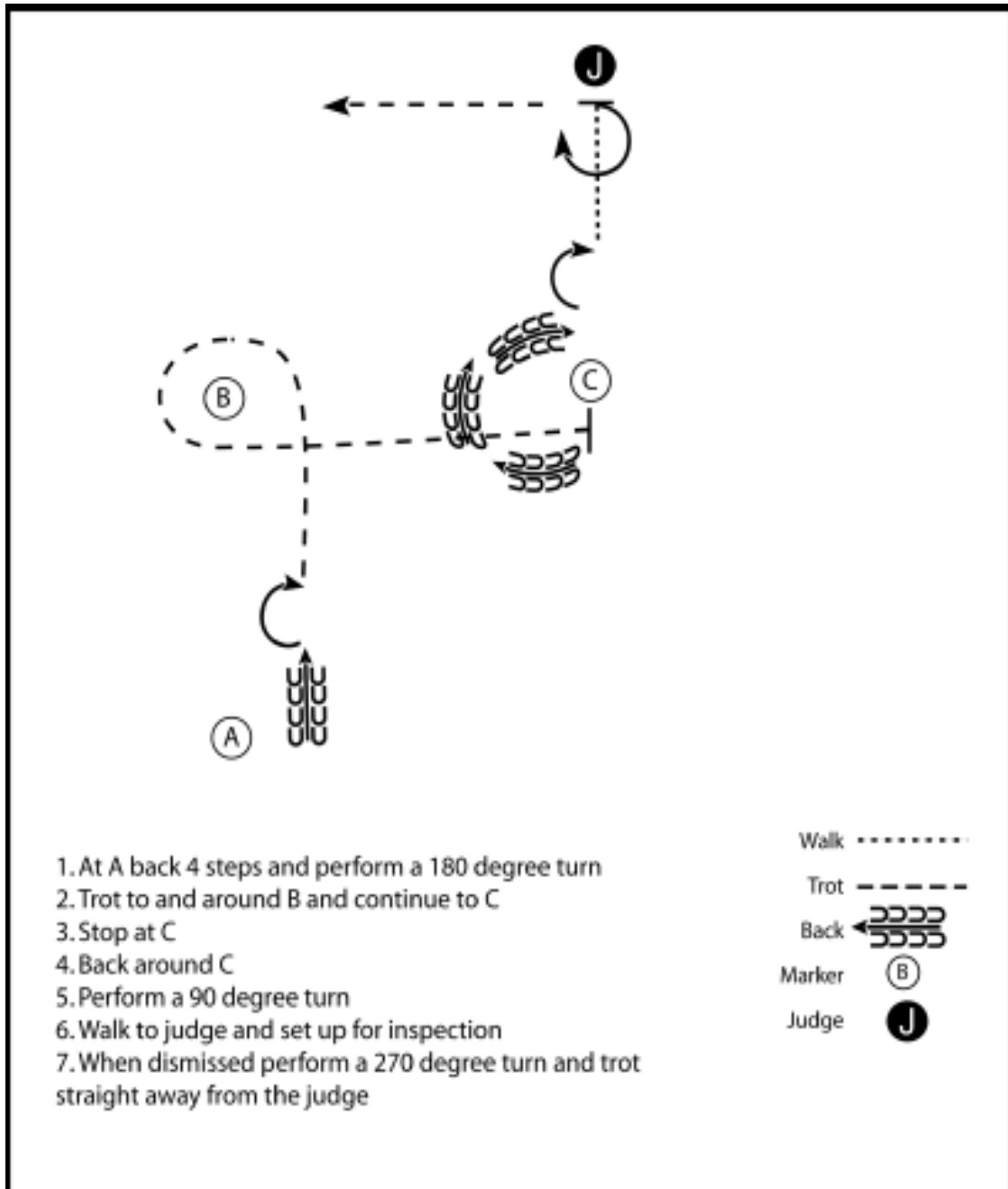
1. Trot a half circle to center of pattern.
2. Stop and perform a 3/4 turn.
3. Back a square corner.
4. Walk 2-3 horse lengths.
5. Trot a half circle.
6. Perform a 1/4 turn and set up for inspection.
7. When dismissed, perform a 1/4 turn.
8. Walk to exit.

Follow the instructions of your ring steward.

Walk	-----
Trot	- - - - -
Back	←←←←← ←←←←←
Marker	⊙
Judge	●

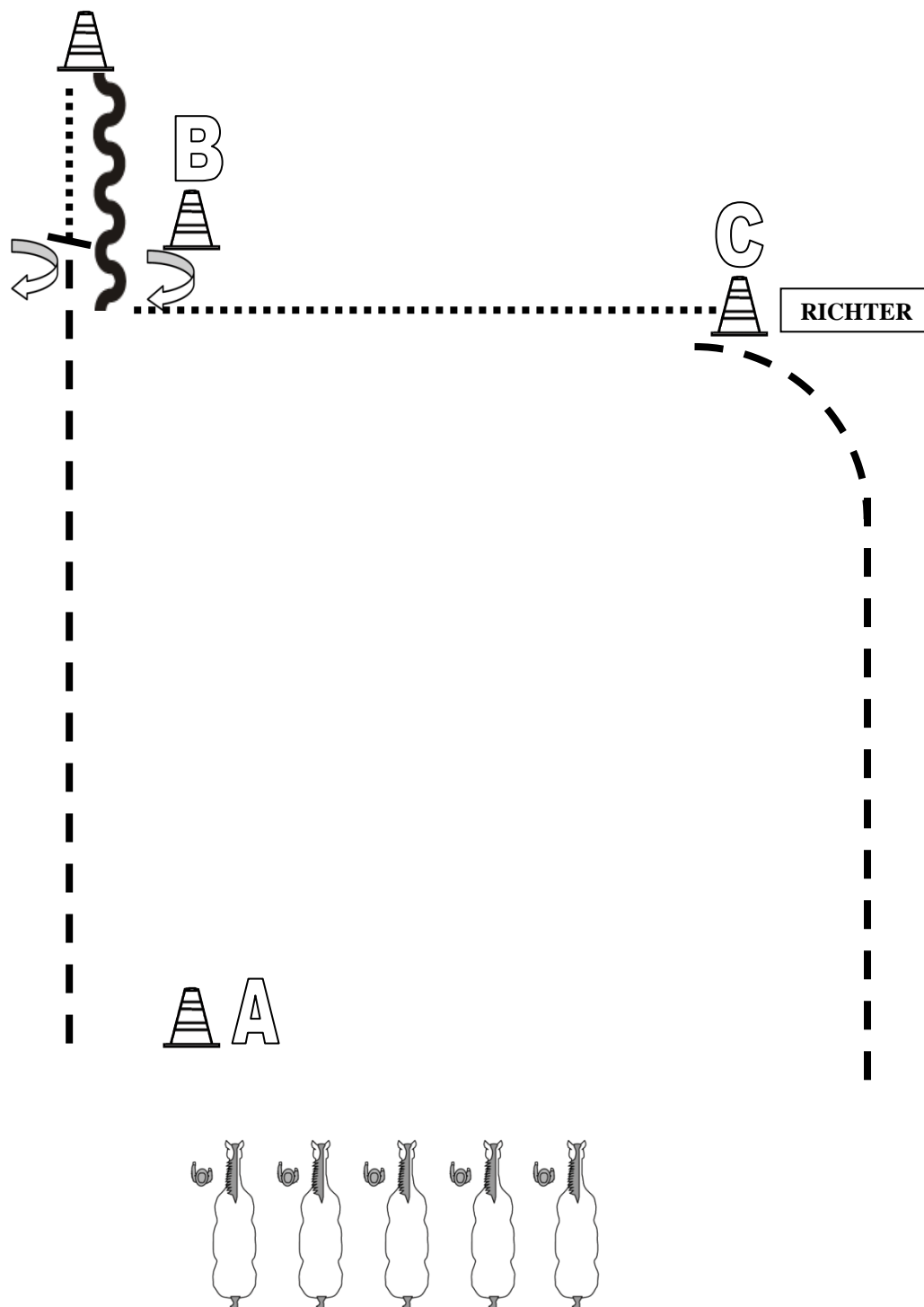
Showmanship at Halter

A-LK 3A, A-LK 3/B



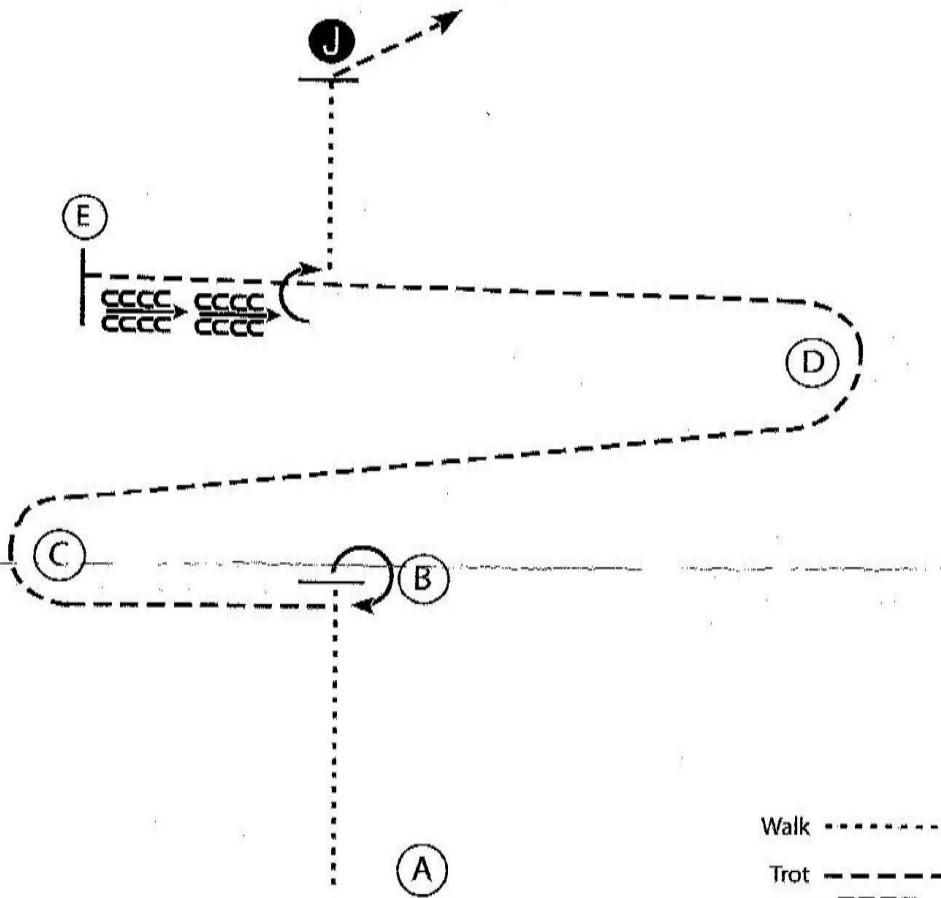
Showmanship at Halter

C-LK 3A



1. Von A nach B im Jog
 2. Bei B Stop, 360° HHW rechts
 3. Weiter im Schritt bis vor Pylonen, Stop, Back Up
 4. Dann 90° HHW rechts. Im Schritt zu C
 5. Bei C Set Up vor dem Richter
- Im Jog zurück ins Line-Up


SSH LK 3+4B



1. Walk from A to B.
2. Stop at B. Perform a 270 degree turn.
3. Trot around C and D to E. Stop at E.
4. Back 5 steps. Perform a 90 degree turn.
5. Walk to the Judge and set up for inspection.
6. When dismissed trot

Walk - - - - -

Trot - - - - -

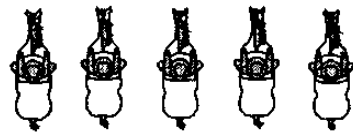
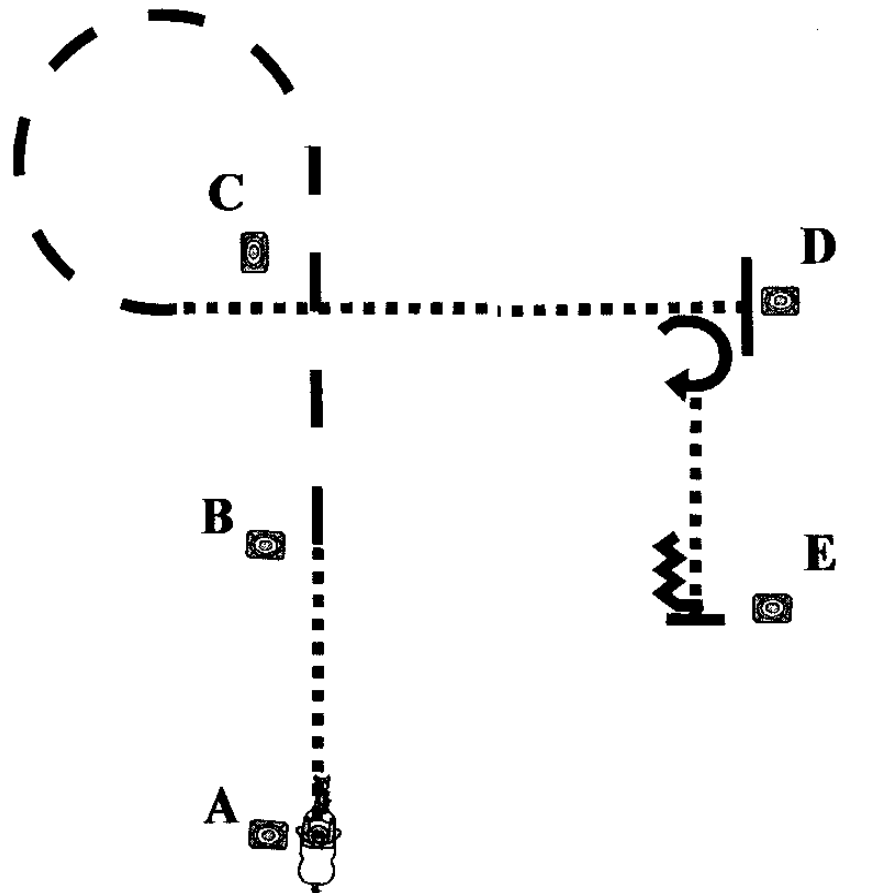
Back ← 

Marker (B)

Judge (J)

Showmanship at Halter

LK 4A, LK 5A



**Von A nach B im Schritt, bei B antraben,
Trabvolte bei C, Schritt bis D, set up,
1/4 Hinterhandwendung, Schritt bis E,
anhalten, 6 Tritte rückwärts**

Showmanship

LK 6 B + WT 55H

